

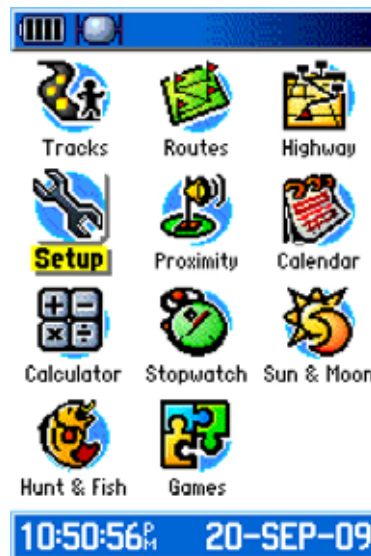
Changing Garmin GPS units from NZMG to NZTM

Unit: Garmin 60 & Garmin 76 CX



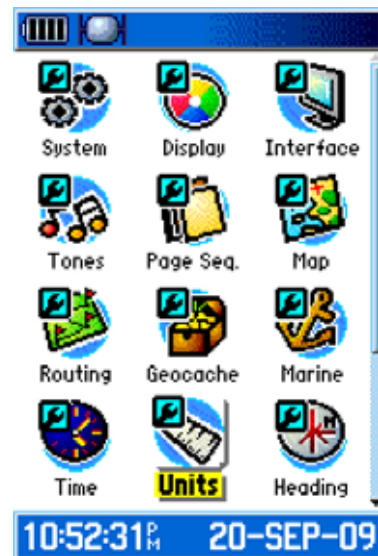
one

Page to the **Main Menu**, choose **Setup**



two

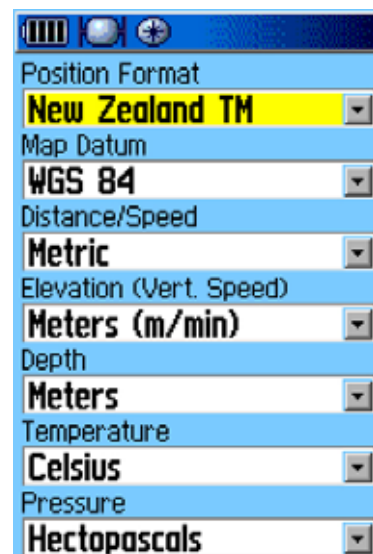
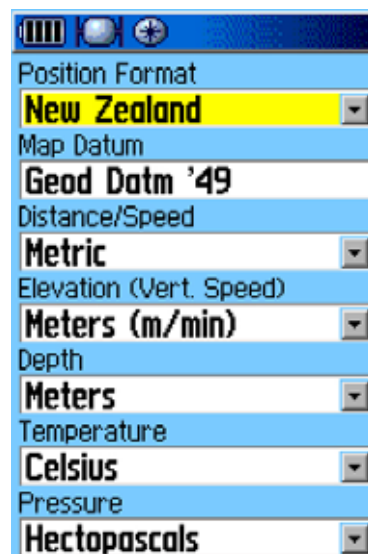
Choose **Units**



three

Change the **Position Format** from **NZMG**

to **NZTM** and the **Map Datum** to **WGS84**

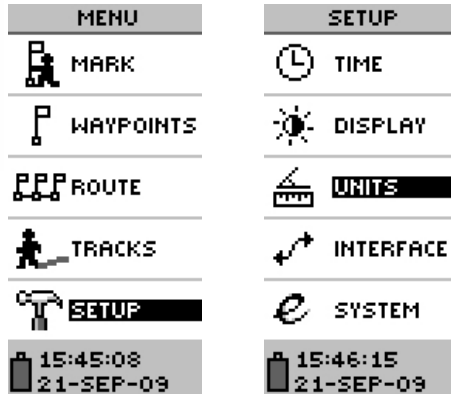


Unit: Garmin eTrex & Garmin12

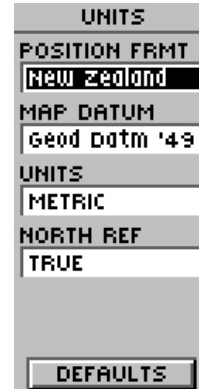


one and two

Page to the **Main Menu** then scroll to **Setup** <enter>, **Units** <enter>



three



four

Change from NZMG to User Grid <enter> Map Datum WGS84 <enter>



five

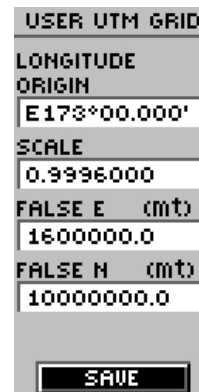
Enter the following parameters:

Longitude Origin E173°00.000

Scale 0.9996

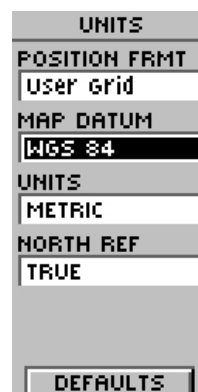
False E 1,600,000 **False N** 10,000,000

<enter> to save



six

Change the **Map Datum** to WGS84



Unit: Garmin 72 & 76



one and two

Page to the **Main Menu**, choose **Setup** <enter>
Units <enter>



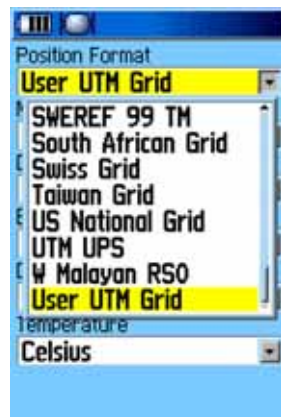
three

Change the **Position Format** from **NZMG**



four

Change from **NZMG** to **User Grid** <enter>



five

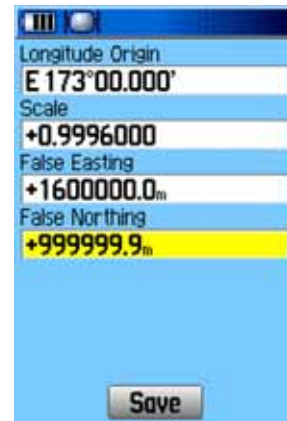
Enter the following parameters:

Longitude Origin E173°00.000

Scale 0.9996

False E 1,600,000 **False N** 999,999.9

<enter> to **save**



six

Change the **Map Datum** to **WGS 84**

