

# GREAT BARRIER LODGE

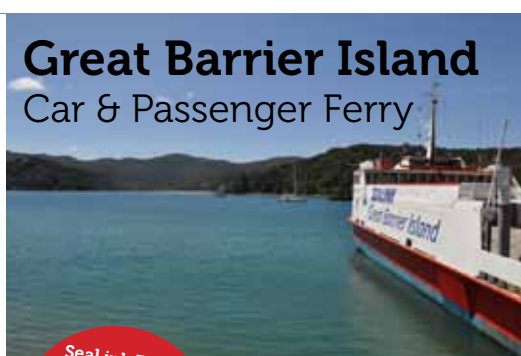
Established 1922



- Accommodation
- Restaurant / Bar
- Dive refills
- Kayak hire
- Shop / Internet
- Off Licence
- Bait & Ice
- Fuel

P: 0800 21 21 25 E: [info@greatbarrierlodge.co.nz](mailto:info@greatbarrierlodge.co.nz)  
[www.greatbarrierlodge.co.nz](http://www.greatbarrierlodge.co.nz)

## Great Barrier Island Car & Passenger Ferry



SeaLink Ferry  
FROM  
**\$95**  
 Adult Return

Return ferry fares from:

\$95	Adult
\$325	Car
\$85	Student/Senior
\$75	Child (5-15 years)

Prices valid until 30 September 2015

**SEA-LINK** Book online at: [www.sealink.co.nz](http://www.sealink.co.nz)  
 Call 0800 SEALINK (0800 732 546)

# Port Fitzroy Aotea/Great Barrier Island




Photo: Meilia Kees

ethos  
environmental  
ingenuity in conservation

Department of  
Conservation  
Te Papa Atawhai

## Can you find ...

Can you spot a brown teal/pāteke, shag, kingfisher/kōtare, banded rail, dolphin, penguin, stingray, gannet, oyster, mussel, limpet, chiton?



## Make your own birdseed pine cones

You can attract birds to your own backyard with these easy to make treats. Think about a good place to hang the treat where birds can feel safe and get to it easily. What happens over time? Do you see more birds of the same species or more different species? Are there different birds depending on the time of day? Can you describe the birds' behaviour or draw them feeding? Perhaps you can get a winning photo!

- To make your bird feeder, find an opened pine cone. Then to hang the feeder, cut a long piece of string. Take the string and tie a knot around the pine cone near the top (the stalk end).
- Using a butter knife, create an equal mix of smooth peanut butter and lard in a bowl. Use the butter knife to spread the mixture inside the pine cone and around the edges.
- Hold the pine cone over a plate and sprinkle birdseed over it. Roll it in any remaining birdseed.
- Hang it from a tree or hook out of the reach of cats.

# Treasure hunting

In the reserve behind the Port Fitzroy store are three large items – one for 'cooking', one for keeping a boat in one place, and one for defence. Can you find them? What or who did these items belong to? Why are they here?

Horoeka changes its leaf shape as it grows.

It is also known as lancewood. Find a juvenile and an adult leaf – which do you think the English name refers to? Draw each leaf type in the space provided.



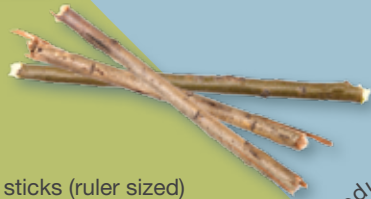
A juvenile horoeka leaf.

Mature horoeka leaves.

## Kauri dam action

Create your own kauri dam!

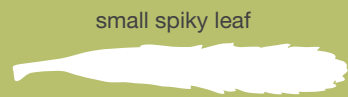
Along your walk, collect together some small sticks (ruler sized) and break them into short lengths to make kauri 'logs'. At a small and safe stream choose a narrow section (as wide as your hand) to dam with pebbles. Stack your pebbles finishing with a larger stone to dam the water and create a pool. Place your kauri logs in the pool, then remove the large stone and watch the kauri logs tumble downstream.



As you walk through the forest, see if you can find the following:

Do you know what they are?

Take a photo or draw a picture to help you identify each.



Introduction of pests

Washing boots

Noise and fuel

Rubbish and waste

Keeping to paths

In what ways are you helping to minimise your impact on the environment when visiting Great Barrier Island? Write or draw what you are doing in these circles. We've written some headings to get you thinking.

## Moana Kaitiaki

Many boat users enjoy Port Fitzroy especially during the summer as it is such a large sheltered harbour offering many beautiful anchorages. The harbour also supports a diverse marine community.

