




HOW TO IDENTIFY THE GREAT WHITE BUTTERFLY

The adult great white butterfly looks similar to the small white butterfly though larger and with different black markings. Their caterpillars, eggs and pupae are different. Great white butterfly caterpillars and eggs are mostly found in groups, while the small white butterfly caterpillars and eggs are mostly found singly.


Great white butterfly

Note: Black boomerang-shaped markings.

Adult butterflies



Small white butterfly




Eggs

The great white butterfly's tiny, bright yellow eggs are usually in clusters of 30 to 100 and mainly found on the underside of the leaves of host plants.



The more cream-coloured eggs are found singly or in pairs on leaves.



Caterpillars/larvae



As caterpillars grow they become speckled black and greyish-green with three yellow lines along their bodies. Larger caterpillars have lots of noticeable pale hairs. Fully grown caterpillars are 50 mm long

Very young caterpillars are tiny and yellowish, with a shiny black head.



The caterpillar is green with a faint yellow line along the top of its body. The caterpillars are usually found singly.

Pupae/chrysalises

There are two forms of pupae: greyish-white, at left, or pale green, at right. Both forms are speckled with black and gold and are 25 mm long.



The pupae are various colours, from brown to cream to green.



If you believe you have seen any great white butterfly caterpillars, eggs or pupae please call the MPI hotline 0800 80 99 66

Department of Conservation
Te Papa Atawhai

GREAT WHITE BUTTERFLY HOST PLANTS

These are some of the plants favoured by the great white butterfly on which its caterpillars and eggs can be found. Some of these plants may be growing wild in your garden without you even knowing.

Brassica vegetables

Broccoli
Cabbage
Cauliflower
Kale incl. cavolo nero
Brussels sprouts
Turnip
Bok choy
Pak choy
Mizuna
Rocket
Swede
Watercress
Mustard
Wild brassica
Choho
Misome
Rape
Kohlrabi
Horseradish
Radish

Other plants

Nasturtium
Honesty – also called money plant
Stock
Wallflower

The caterpillars and eggs are often found on honesty, also known as the money plant, which grows in many gardens. *Photo: Christmasnotebook.com*



If you believe you have seen any great white butterfly caterpillars, eggs or pupae please call the MPI hotline 0800 80 99 66



To find out more

Visit www.doc.govt.nz or contact:
Great white butterfly eradication team
Ph: (03) 546 3147
Email: greatwhitebutterfly@doc.govt.nz
Department of Conservation
Nelson District Office
186 Bridge Street
Nelson 7010
Ph: (03) 546 9335

Nasturtium butterfly hotspots

The great white butterfly sets up breeding sites in large patches of overgrown nasturtium, which are being removed where possible to stop these breeding hotspots.

- Please remove or cut back nasturtium in your garden. If you don't want to fully remove nasturtium, please keep checking these plants for caterpillars and eggs and report any found to the MPI hotline 0800 80 99 66.
- Please report patches of wild, overgrown nasturtium to the great white butterfly team at DOC's Nelson District Office, phone (03) 546 3147 or email greatwhitebutterfly@doc.govt.nz.



Nasturtium

Published by:
Department of Conservation
Nelson District Office
Private Bag 5, Nelson 7042
New Zealand
November 2013

Editing and design:
Publishing Team, DOC National Office

All images, unless otherwise credited, are by Richard Toft

This publication is produced using paper sourced from well-managed, renewable and legally logged forests.