

# Outdoor Recreation Accessibility Survey, 2024



## Summary of Responses

Monitoring, Design and Advice Team



Department of  
Conservation  
*Te Papa Atawhai*

New Zealand Government

Cover: Travel New Zealand by Wheelchair.

Photo: [https://wheelchairtraveling.com/wp-content/gallery/new-zealand/nz\\_small3.jpg](https://wheelchairtraveling.com/wp-content/gallery/new-zealand/nz_small3.jpg)

DOC-7725796

Crown copyright 2024, New Zealand Department of Conservation

In the interest of forest conservation, we support paperless electronic publishing.

# Context

The Department Of Conservation (DOC) is New Zealand's largest provider of outdoor recreation spaces and opportunities. Like Protected Natural Area management agencies around the world, DOC recognises that there are multiple barriers preventing people with disabilities accessing the multiple benefits of outdoor recreation, and is wanting to address these barriers. Similarly, Recreation Aotearoa (RA), New Zealand's preeminent organisation for recreation professionals, is working to assist its members to identify and eliminate barriers through its 'Accessible Outdoors' initiative, launched in 2022 with support from Sports New Zealand's Disability Inclusion Fund.

However, very little research has been done in Aotearoa New Zealand, or elsewhere, on the outdoor recreation aspirations and experiences of people with disabilities and tāngata whaikaha Māori. As a result, providers of outdoor recreation spaces and opportunities lack the understanding needed to design, develop and deliver better services for people with disabilities.

To address this knowledge gap, DOC and RA partnered to undertake the Outdoor Recreation Accessibility Survey 2024. This foundational research directly engaged with people with disabilities as well as their family/whānau/friends and support persons, to capture unprecedented visibility of the outdoor recreation aspirations and experiences of New Zealand's diverse disability community. The survey was designed by DOC and implemented by RA with assistance from key disability stakeholder groups.

## Research Design

### Sampling Design

#### Target Population

The target population for the evaluation comprised:

- All persons with disability residing in Aotearoa New Zealand.

#### Sampling Frame

The sampling frame for the target population was:

- All persons with disability who are registered with a disability stakeholder group in Aotearoa New Zealand.

#### Sampling Technique

Two non-random sampling techniques were employed to generate a self-selected sample. The primary technique was via stakeholder groups representing specific disability communities across Aotearoa New Zealand circulating to their memberships an email invitation to the on-line survey.

The secondary technique was via snowballing, with recipients of the invitation email encouraged to share the invitation with their own contacts.

#### Sample size

To achieve a Margin of Error (MoE) of 5% at the 95% Confidence Level (CL), the target sample size was set at:

- A minimum of 385 fully completed questionnaires.

# Data Collection Method

## Survey

A quantitative survey instrument (see Appendix 1) was hosted on the SurveyMonkey on-line survey platform for a period of 10 weeks. A screen-reader compatible version of the survey was also made available.

Given the exploratory nature of the research, the survey content was deliberately expansive, requiring respondents to potentially invest significant time depending upon their answers. An incentive was offered in recognition of the commitment required.

Support for respondents was immediately available via phone or email for the duration of the survey period.

# Results

## Survey Response

### Sample Size

A self-selected sample of n=702 survey responses was generated, yielding MoE 3.6% at 95% CL.

### Sample Demographics

The sample gender distribution was: 'Female' 57.1%; 'Male' 39.6%; 'Another gender' 2.8%.

The dominant age groupings were: 50-54 (11.4%); 35-39 (9.8%); Under 14 (9.4%)

The large majority of respondents were New Zealand European (83.8%), followed by Māori (17.9%).

### Response Overview

Responses were collected either directly from the person with disability (n=462), or from a third party legally authorised to respond on their behalf (n=213).

Screen-reader responses (n=20) were subsequently integrated into the total response set. A small number of responses (n=27) were also collected from providers of services to people with disability, and these have been included in this report.

The survey achieved a completion rate of 77%, with an average completion time of 24 minutes, 8 seconds.

An unknown number of invitations were distributed, such that it was not possible to calculate the response rate.

## Key Findings

### Engaging in Outdoor Recreation

- 86% of respondents engage in outdoor recreation.
- The three most common reasons preventing respondents from engaging in outdoor recreation as often as they would like are: 'Finding a place that is suitable for/caters to my disability' (59%); 'My lack of mobility' (45%); 'Ease of access to suitable places' (44%).

- 66.0% of respondents rely on assistance from devices and/or animals to engage in outdoor recreation.
- 9.5% of respondents engage in outdoor recreation 'Every day', with a further 25.7% engaging '2-3 times per week'.
- The most preferred duration of outdoor recreation experiences is '1-3 hours' (35.6%).
- Almost half of respondents (43.9%) 'Agree totally' with the statement 'I would like to engage in outdoor recreation more often'.
- A third of respondents (33.2%) 'Agree totally' with the statement 'I prefer to engage in outdoor recreation with other people'.
- Over a third of respondents (37.9%) 'Agree totally' with the statement 'I rely completely on others to transport me to outdoor recreation places'.
- A quarter of respondents (25.0%) 'Agree totally' with the statement 'I rely completely on others to support/supervise me when I engage in outdoor recreation'.
- The 'Completeness' and 'Accuracy' of information about 'Accessible' locations rated very poorly, as did the 'Standard' and 'Maintenance' of 'Accessible' infrastructure.
- The most important 'Factor when choosing an outdoor recreation location' is 'Road access - 2-wheel drive'.
- The three most important 'Services and facilities when choosing an outdoor recreation place' are: 'Signs/signage'; 'Accessible toilets'; 'Accessible car parks'.
- The three most important 'Trail/pathway attributes when choosing an outdoor recreation place' are: 'Trail structures'; 'Trail surface'; 'Trail gradient'.

#### Most Recent Outdoor Recreation Experience

- 79.0% of respondents returned to a location where they had previously engaged in outdoor recreation.
- 'Family/whanau/friends' was by far the most common source of information used by respondents (38.9%), followed by generalist information websites (18.2%).
- Over half (50.6%) of respondents identified 'Short trail journey' as their outdoor recreation activity.
- Overall, respondents rated highly the adequacy of their 'Equipment', 'Experience', 'Information' and 'Skills' to 'Complete their outdoor recreation activity safely'.
- Following their experience, a quarter of respondents (25.8%) 'Agreed totally' with the statement 'I felt safe at all times while at the location'; in contrast, 7.2% 'Did not agree at all'.
- During their experience, 14.9% of respondents 'Encountered a significant difficulty/hazard that was not expected'.
- During their experience, 11.1% of respondents reported they 'Needed better/more clothing and/or equipment'.
- Following their experience, more than half of respondents stated they were 'More likely' to: 'Engage in the same outdoor recreation activity' (57.3%); 'Revisit the same outdoor recreation place' (57.6%); 'Visit new outdoor recreation places' (56.7%).

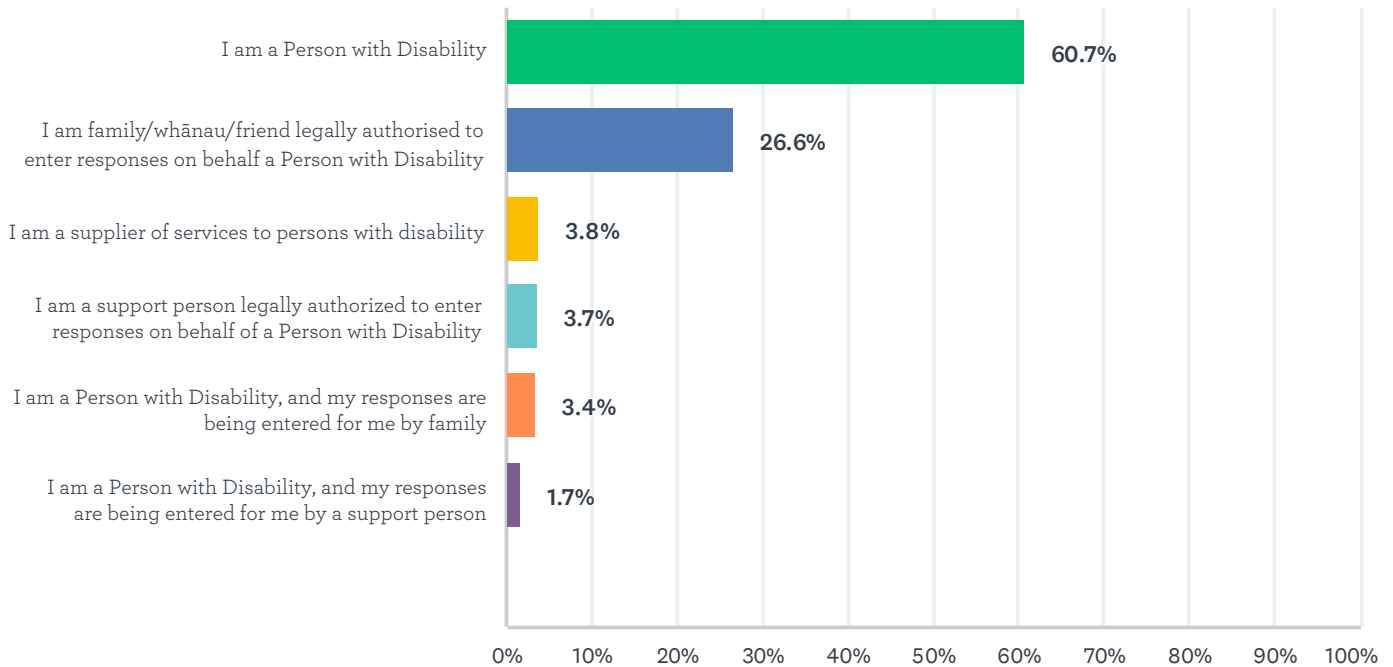
#### Future Outdoor Recreation Experiences

- 60.0% of respondents stated they would 'Like places to provide [a variety of] additional facilities and services' to improve their outdoor recreation experience.

## Complete Results (Excluding open text responses)

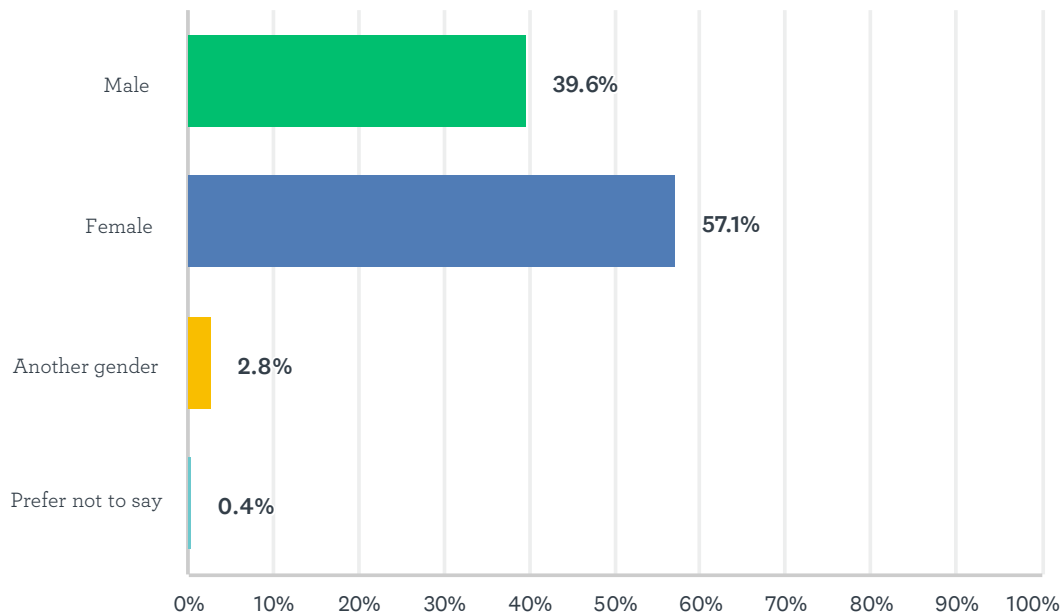
### Q2 Which statement BEST describes the PERSON completing this survey:

Answered: 702 Skipped: 0



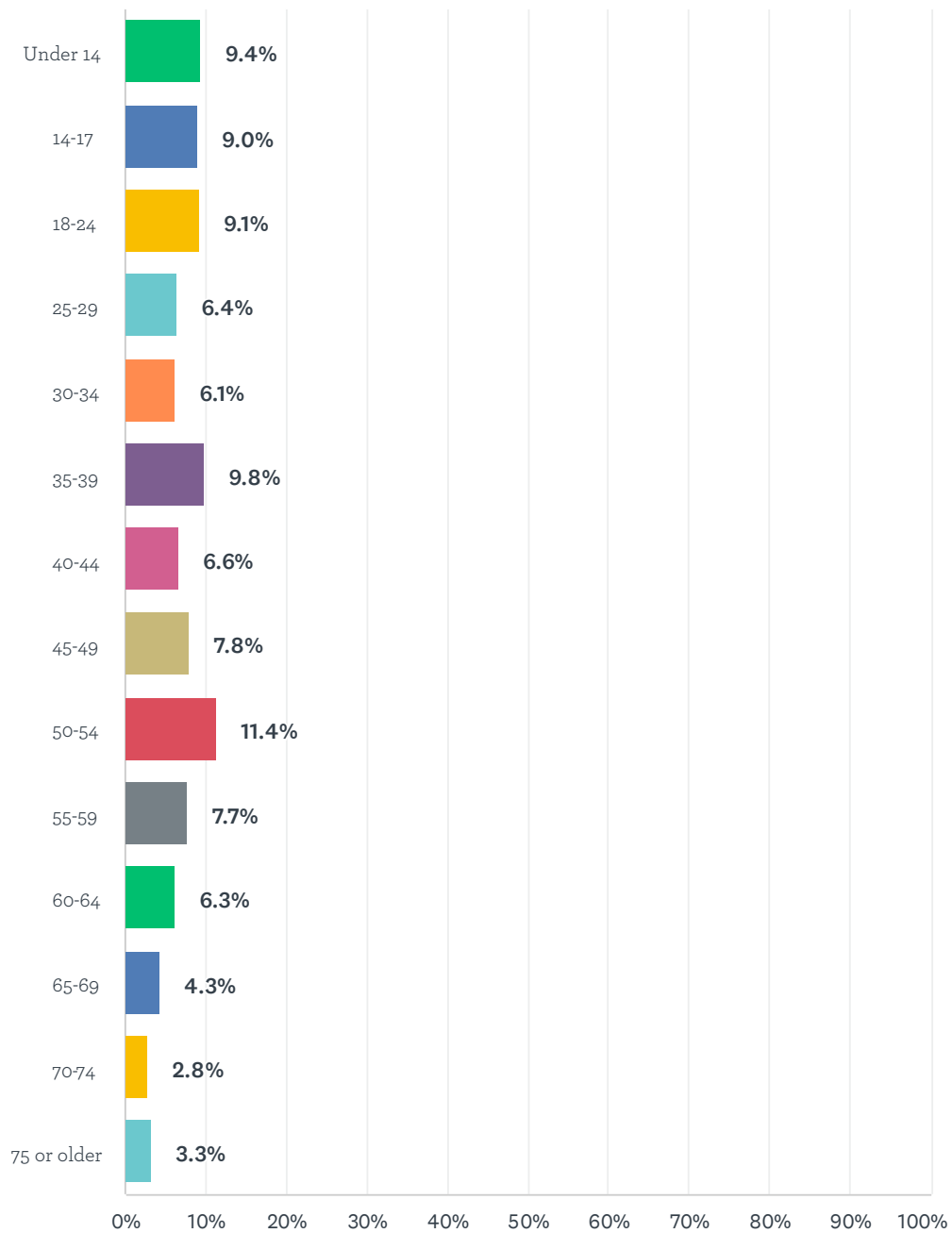
### Q3 What is your GENDER?

Answered: 702 Skipped: 0



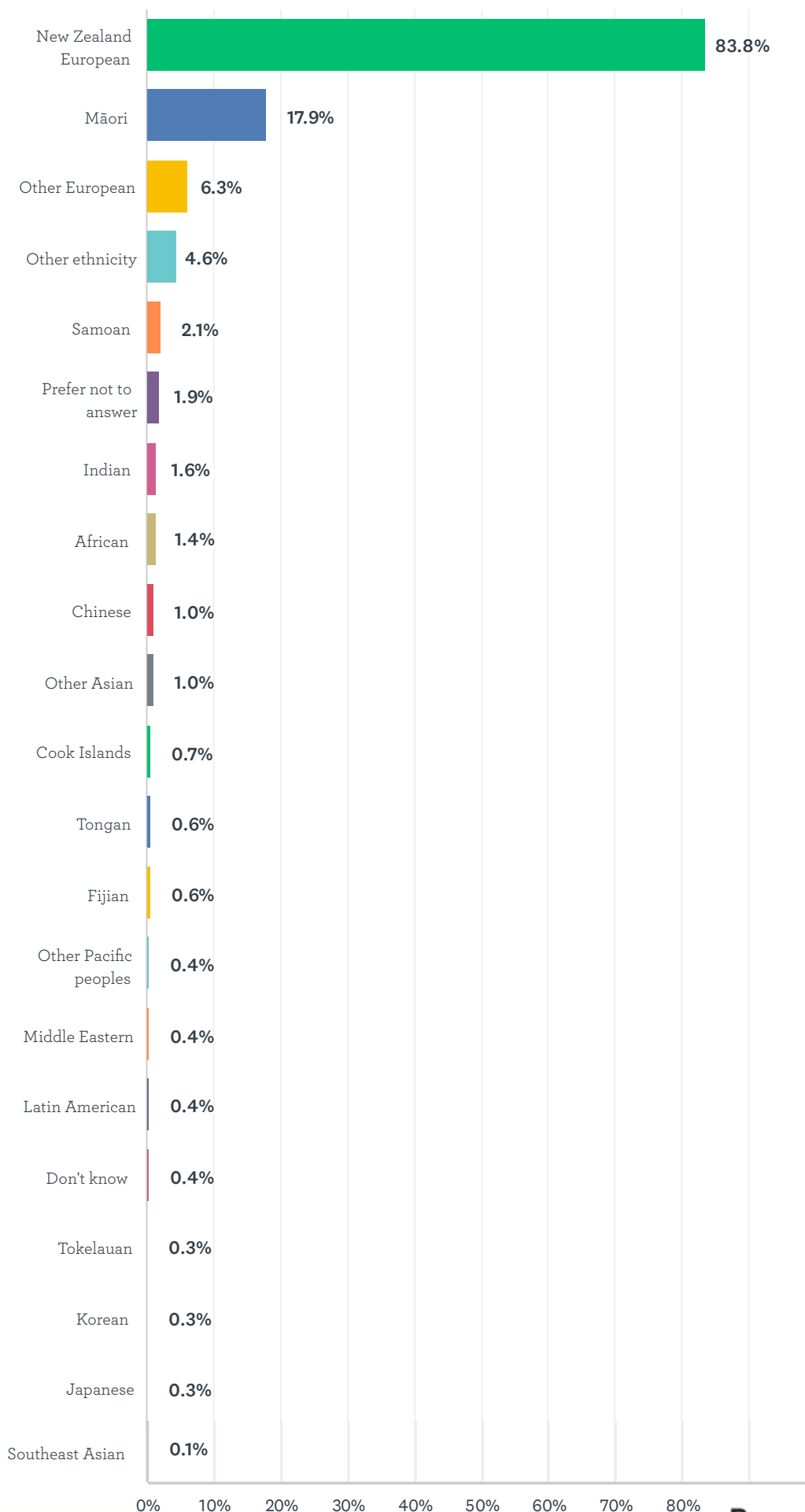
## Q4 What is your AGE?

Answered: 702 Skipped: 0



## Q5 Which ETHNIC group/s do you belong to? (Select all that apply)

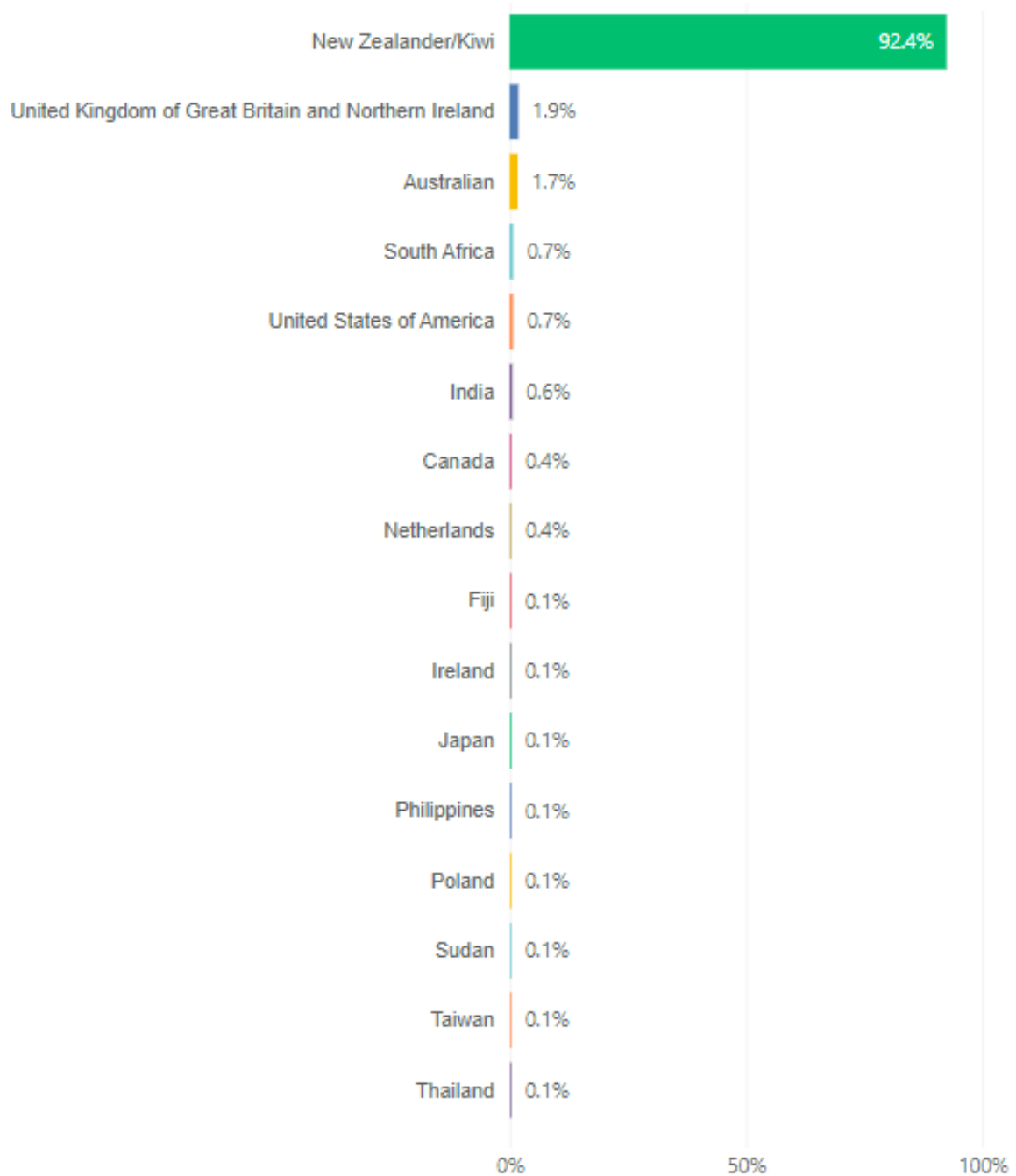
Answered: 702 Skipped: 0





## Q6 What is your NATIONALITY?

Answered: 693 Skipped: 9



## Q7 Where do you LIVE/RESIDE? (please select from the drop-down menus)

Answered: 674 Skipped: 28

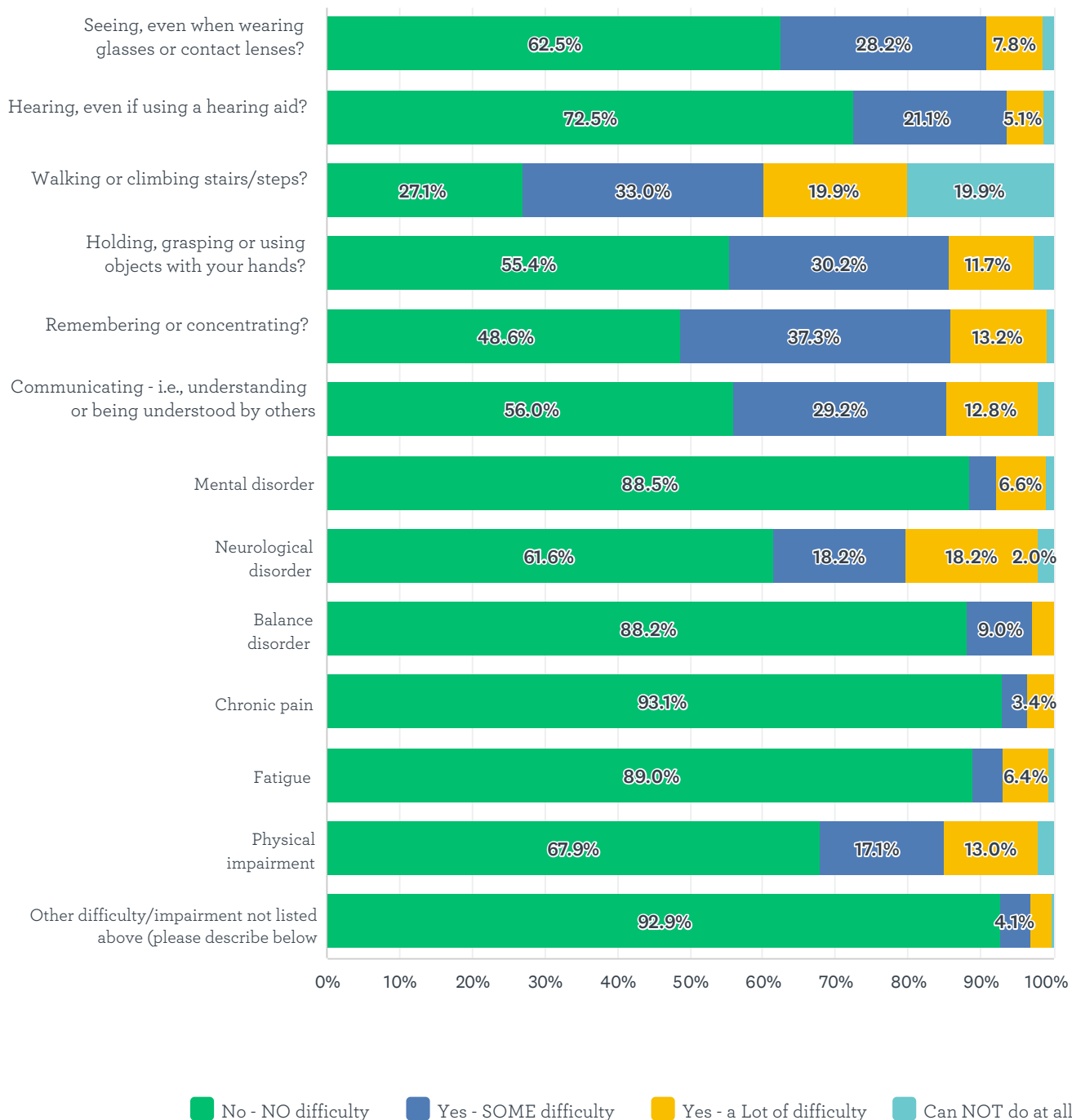
| Major Urban Centres | N   | %      |
|---------------------|-----|--------|
| Auckland            | 143 | 24.1%  |
| Wellington          | 98  | 16.5%  |
| Christchurch        | 91  | 15.3%  |
| Palmerston North    | 35  | 5.9%   |
| Hamilton            | 33  | 5.6%   |
| Tauranga            | 29  | 4.9%   |
| Nelson              | 27  | 4.6%   |
| Dunedin             | 23  | 3.9%   |
| Hastings            | 22  | 3.7%   |
| New Plymouth        | 22  | 3.7%   |
| Napier              | 17  | 2.9%   |
| Whangarei           | 15  | 2.5%   |
| Invercargill        | 13  | 2.2%   |
| Kapiti              | 8   | 1.3%   |
| Wanganui            | 8   | 1.3%   |
| Rotorua             | 6   | 1.0%   |
| Gisborne            | 3   | 0.5%   |
| Total               | 593 | 100.0% |

| Secondary Urban Centres | N   | %      |
|-------------------------|-----|--------|
| Blenheim                | 19  | 17.6%  |
| Pukekohe                | 15  | 13.9%  |
| Feilding                | 12  | 11.1%  |
| Rangiora                | 11  | 10.2%  |
| Levin                   | 9   | 8.3%   |
| Masterton               | 7   | 6.5%   |
| Rolleston               | 6   | 5.6%   |
| Taupo                   | 6   | 5.6%   |
| Wanaka                  | 5   | 4.6%   |
| Whakatane               | 5   | 4.6%   |
| Timaru                  | 4   | 3.7%   |
| Greymouth               | 3   | 2.8%   |
| Oamaru                  | 2   | 1.9%   |
| Queenstown              | 2   | 1.9%   |
| Ashburton               | 1   | 0.9%   |
| Tokoroa                 | 1   | 0.9%   |
| Total                   | 108 | 100.0% |

| Minor Urban Centres | N  | %      |
|---------------------|----|--------|
| Other               | 31 | 44.9%  |
| Cambridge           | 7  | 10.1%  |
| Bulls               | 3  | 4.3%   |
| Featherston         | 3  | 4.3%   |
| Marton              | 3  | 4.3%   |
| Waiuku              | 3  | 4.3%   |
| Amberley            | 2  | 2.9%   |
| Dannevirke          | 2  | 2.9%   |
| Dargaville          | 2  | 2.9%   |
| Foxton              | 2  | 2.9%   |
| Inglewood           | 2  | 2.9%   |
| Paeroa              | 2  | 2.9%   |
| Pahiatua            | 2  | 2.9%   |
| Thames              | 2  | 2.9%   |
| Wairoa              | 2  | 2.9%   |
| Waipukurau          | 1  | 1.4%   |
| Total               | 69 | 100.0% |

## Q8 Do you have DIFFICULTY/SUFFER from:

Answered: 702 Skipped: 0

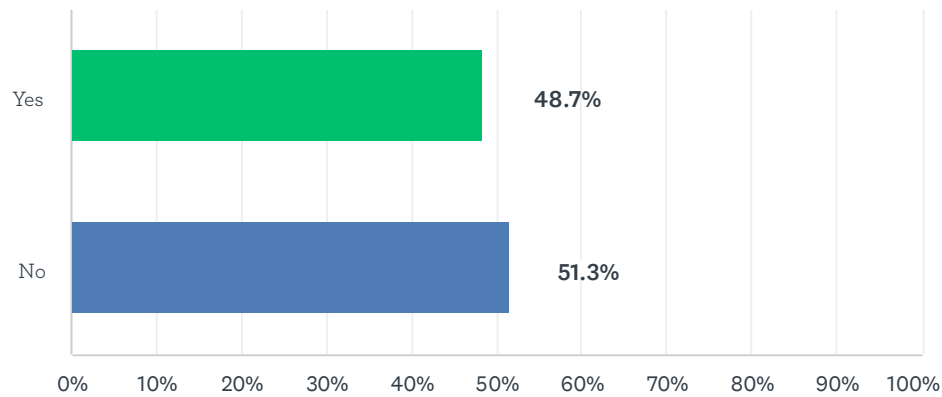


# Outdoor Recreation Accessibility Survey 2024

|   | NO - NO<br>DIFFICULTY | YES - SOME<br>DIFFICULTY | YES - A LOT OF<br>DIFFICULTY | CAN NOT DO<br>AT ALL | TOTAL |
|---|-----------------------|--------------------------|------------------------------|----------------------|-------|
| Seeing, even when wearing glasses or<br>contact lenses?                 | 62.5%<br>439          | 28.2%<br>198             | 7.8%<br>55                   | 1.4%<br>10           | 702   |
| Hearing, even if using a hearing aid?                                   | 72.5%<br>509          | 21.1%<br>148             | 5.1%<br>36                   | 1.3%<br>9            | 702   |
| Walking or climbing stairs/steps?                                       | 27.1%<br>190          | 33.0%<br>232             | 19.9%<br>140                 | 19.9%<br>140         | 702   |
| Holding, grasping or using objects with your<br>hands?                  | 55.4%<br>389          | 30.2%<br>212             | 11.7%<br>82                  | 2.7%<br>19           | 702   |
| Remembering or concentrating?   | 48.6%<br>341          | 37.3%<br>262             | 13.2%<br>93                  | 0.9%<br>6            | 702   |
| Communicating - i.e., understanding or<br>being understood by others    | 56.0%<br>393          | 29.2%<br>205             | 12.8%<br>90                  | 2.0%<br>14           | 702   |
| Mental disorder   | 88.5%<br>161          | 3.8%<br>7                | 6.6%<br>12                   | 1.1%<br>2            | 182   |
| Neurological disorder   | 61.6%<br>125          | 18.2%<br>37              | 18.2%<br>37                  | 2.0%<br>4            | 203   |
| Balance disorder  | 88.2%<br>157          | 9.0%<br>16               | 2.8%<br>5                    | 0.0%<br>0            | 178   |
| Chronic pain  | 93.1%<br>163          | 3.4%<br>6                | 3.4%<br>6                    | 0.0%<br>0            | 175   |
| Fatigue   | 89.0%<br>154          | 4.0%<br>7                | 6.4%<br>11                   | 0.6%<br>1            | 173   |
| Physical impairment   | 67.9%<br>131          | 17.1%<br>33              | 13.0%<br>25                  | 2.1%<br>4            | 193   |
| Other difficulty/impairment not listed above<br>(please describe below) | 92.9%<br>638          | 4.1%<br>28               | 2.8%<br>19                   | 0.3%<br>2            | 687   |

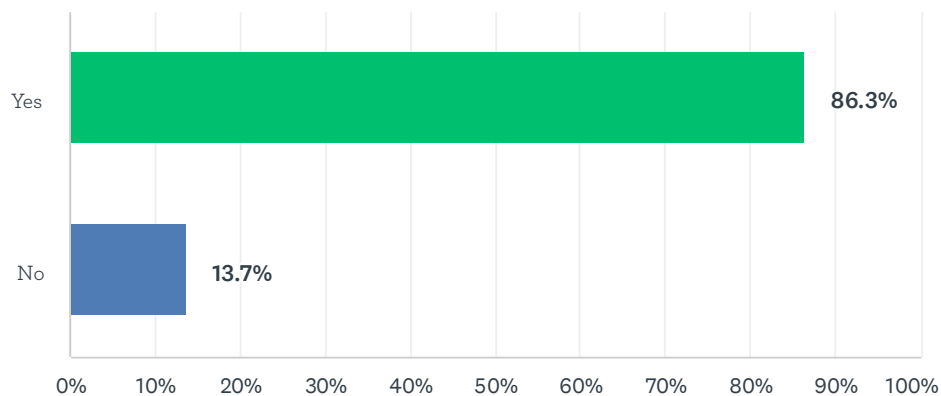
## Q9 Were you BORN with any of the difficulties you selected in the previous question?

Answered: 702 Skipped: 0



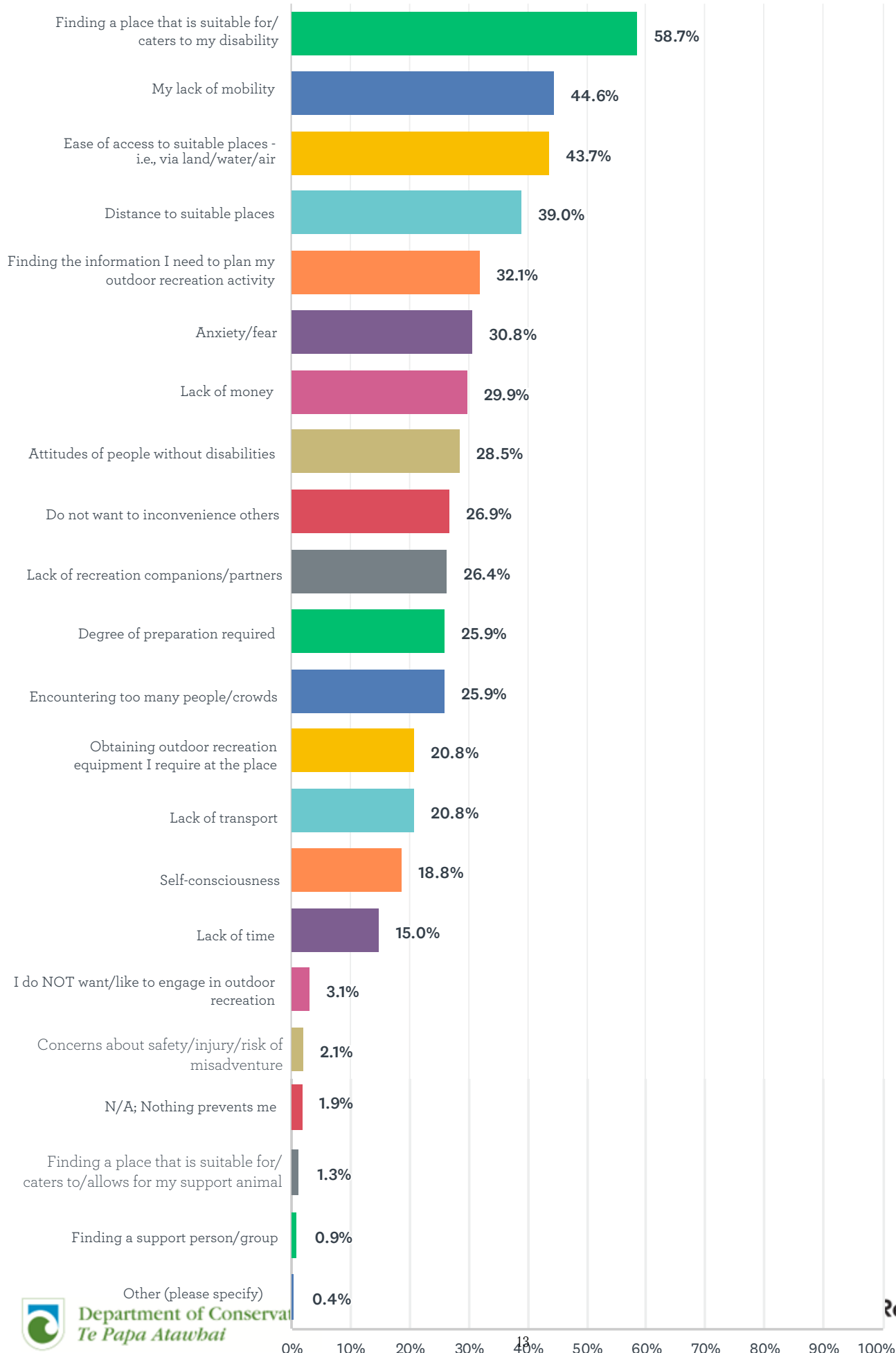
## Q10 Do you engage in OUTDOOR recreation?

Answered: 702 Skipped: 0

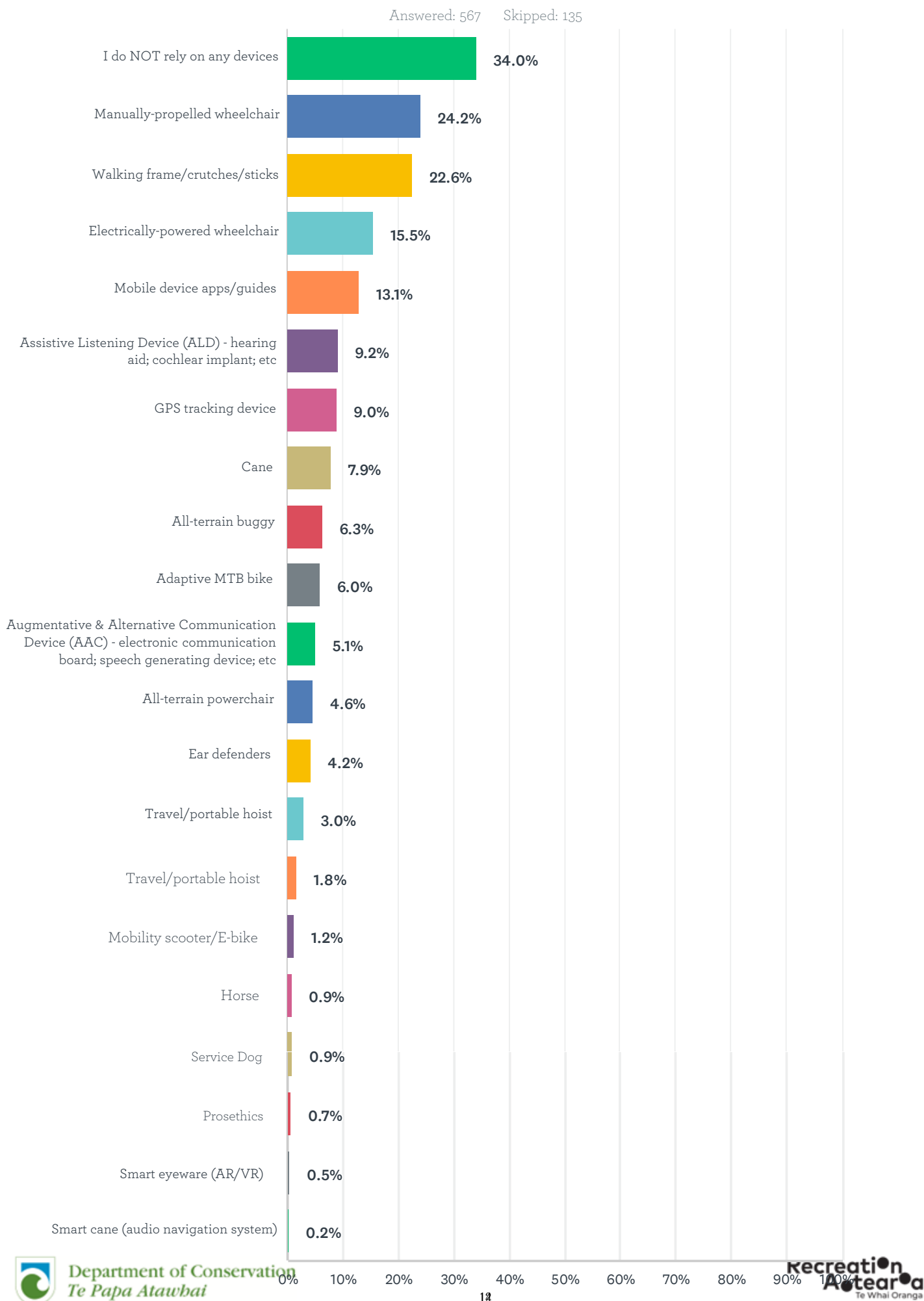


# Q11 Which, if any, of the following reasons PREVENT you from engaging in outdoor recreation? (Tick all that apply)

Answered: 702 Skipped: 0

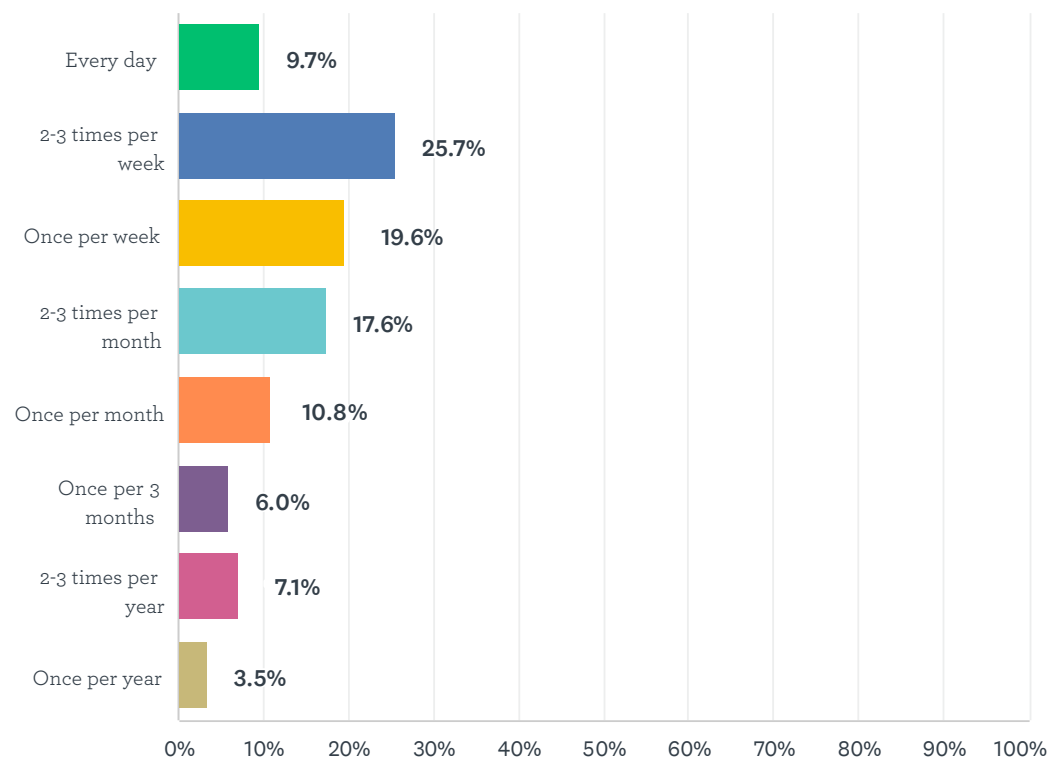


# Q12 (Thinking about recreating in the outdoors) Do you RELY on any of the following devices to engage in outdoor recreation? (Select all that apply)



## Q13 How OFTEN do you engage in outdoor recreation?

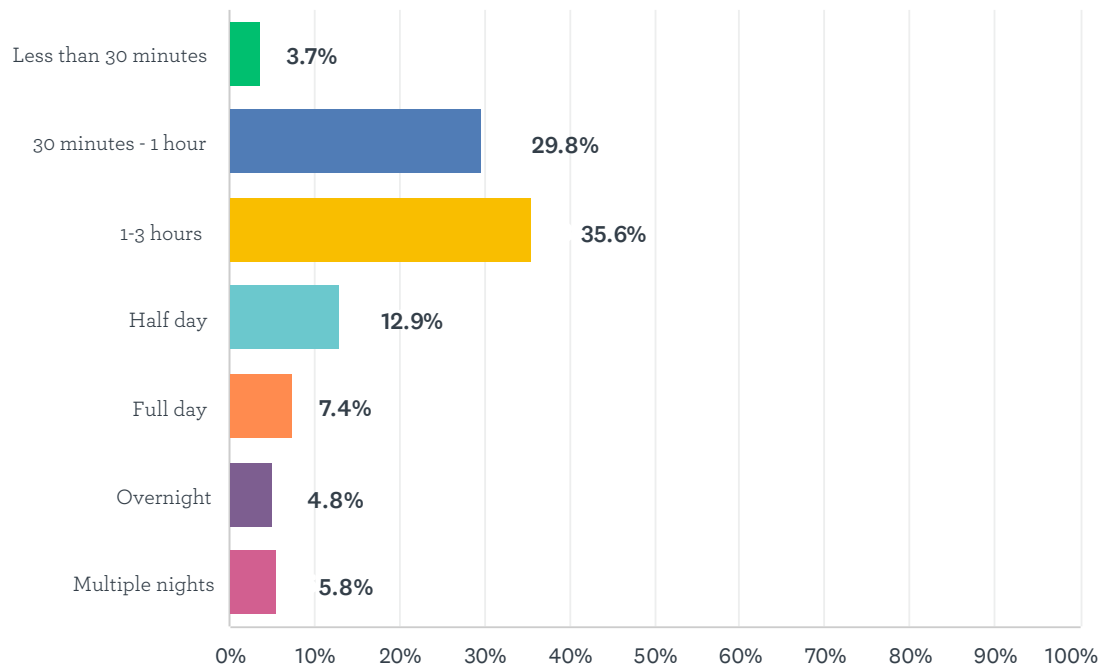
Answered: 567 Skipped: 135





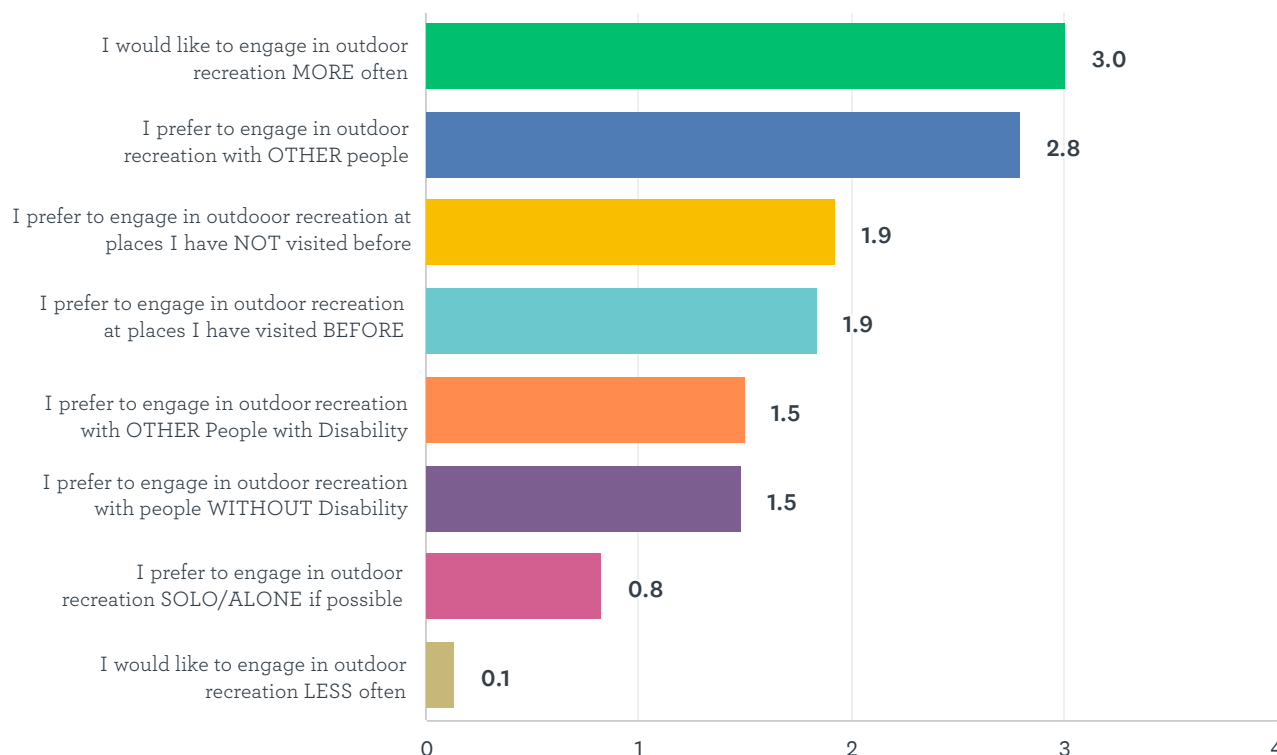
## Q14 How much TIME do you prefer your outdoor recreation experiences to take?

Answered: 567 Skipped: 135



## Q15 (Thinking about recreating in the outdoors) How much do you AGREE with the following statements?

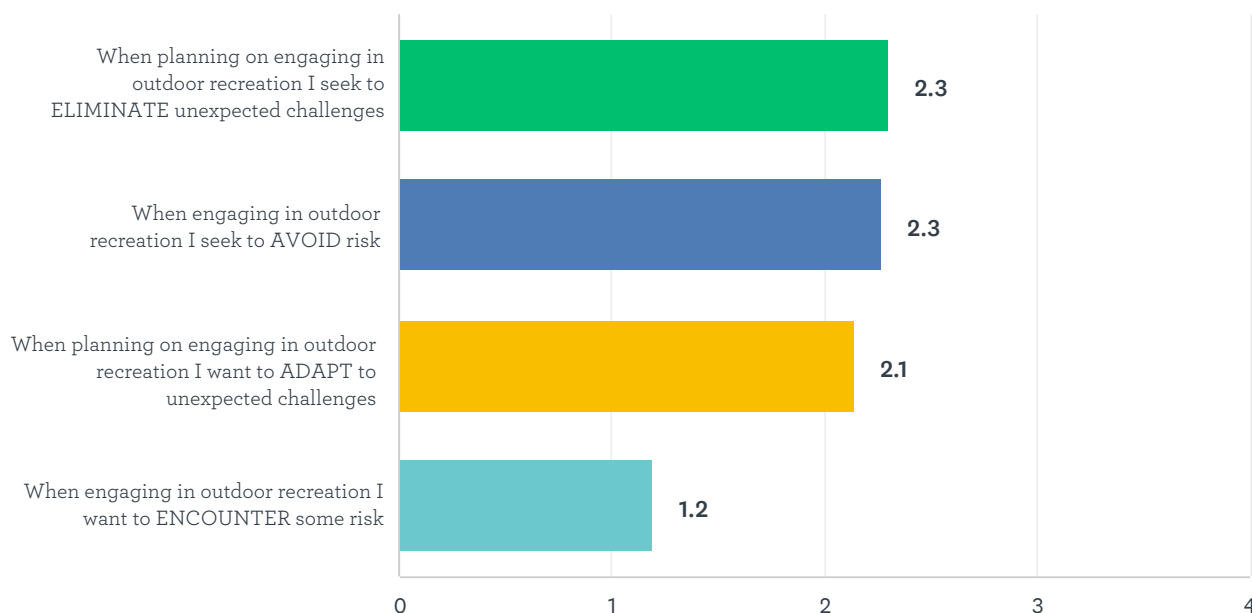
Answered: 567 Skipped: 135



|  | DO NOT AGREE AT ALL | AGREE SLIGHTLY | AGREE MODERATELY | AGREE A LOT  | AGREE TOTALLY | TOTAL | WEIGHTED AVERAGE |
|--|---------------------|----------------|------------------|--------------|---------------|-------|------------------|
| I would like to engage in outdoor recreation MORE often                      | 1.8%<br>10          | 10.4%<br>59    | 15.9%<br>90      | 28.0%<br>159 | 43.9%<br>249  | 567   | 3.02             |
| I prefer to engage in outdoor recreation with OTHER people                   | 3.0%<br>17          | 11.5%<br>65    | 21.0%<br>119     | 31.4%<br>178 | 33.2%<br>188  | 567   | 2.80             |
| I prefer to engage in outdoor recreation at places I have NOT visited before | 15.5%<br>88         | 23.5%<br>133   | 26.3%<br>149     | 21.9%<br>124 | 12.9%<br>73   | 567   | 1.93             |
| I prefer to engage in outdoor recreation at places I have visited BEFORE     | 13.2%<br>75         | 27.0%<br>153   | 30.2%<br>171     | 21.2%<br>120 | 8.5%<br>48    | 567   | 1.85             |
| I prefer to engage in outdoor recreation with OTHER People With Disability   | 23.6%<br>134        | 27.2%<br>154   | 31.4%<br>178     | 11.8%<br>67  | 6.0%<br>34    | 567   | 1.49             |
| I prefer to engage in outdoor recreation with people WITHOUT disability      | 28.7%<br>163        | 21.5%<br>122   | 29.8%<br>169     | 12.7%<br>72  | 7.2%<br>41    | 567   | 1.48             |
| I prefer to engage in outdoor recreation SOLO/ALONE if possible              | 54.0%<br>306        | 21.0%<br>119   | 16.4%<br>93      | 5.5%<br>31   | 3.2%<br>18    | 567   | 0.83             |
| I would like to engage in outdoor recreation LESS often                      | 92.6%<br>525        | 3.4%<br>19     | 2.1%<br>12       | 0.9%<br>5    | 1.1%<br>6     | 567   | 0.14             |

## Q16 (Thinking about engaging in outdoor recreation) How much do you AGREE with the following statements?

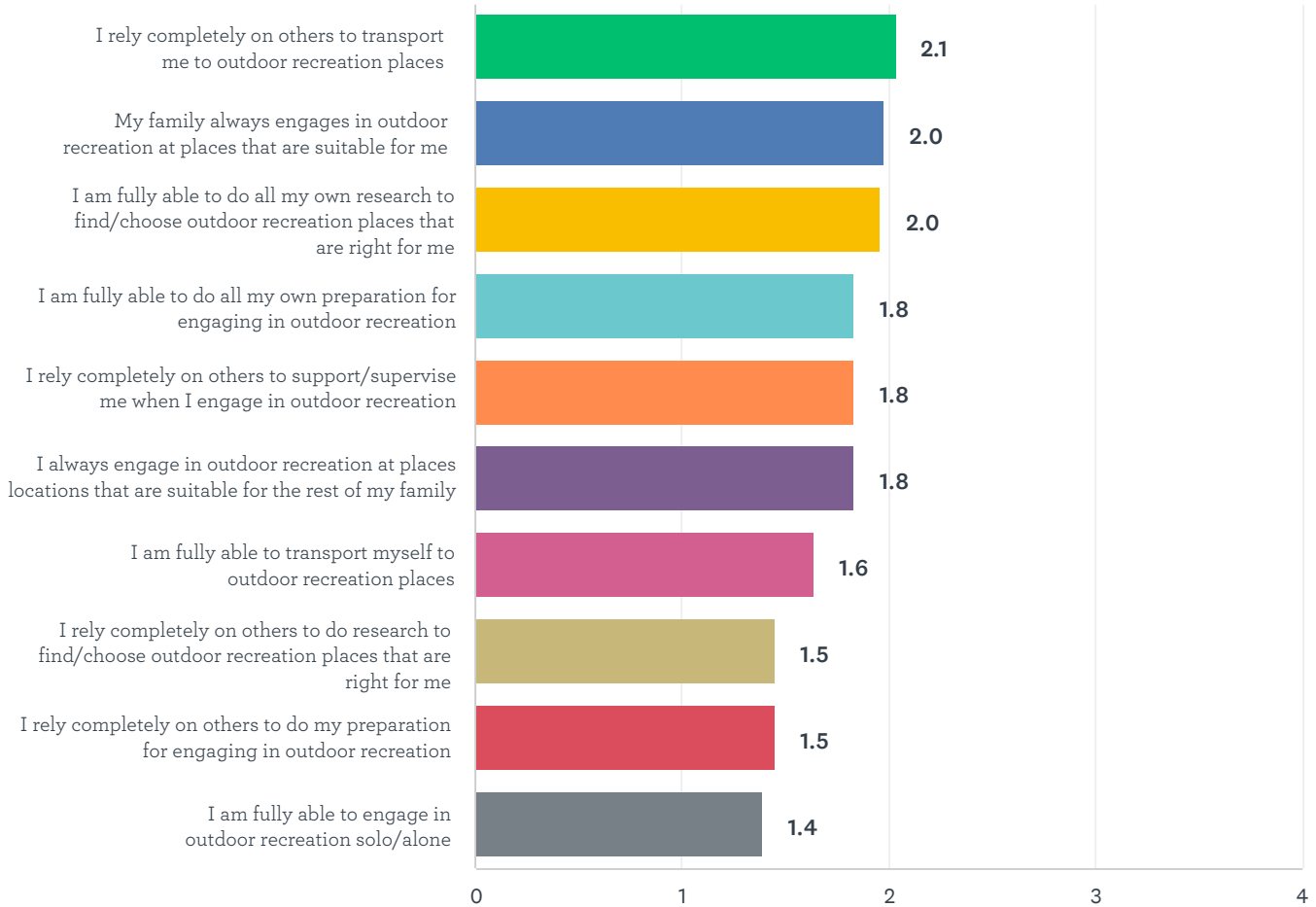
Answered: 567 Skipped: 135



|  | DO NOT<br>AGREE<br>AT ALL | AGREE<br>SLIGHTLY | AGREE<br>MODERATELY | AGREE<br>A LOT | AGREE<br>TOTALLY | TOTAL | WEIGHTED<br>AVERAGE |
|--|---------------------------|-------------------|---------------------|----------------|------------------|-------|---------------------|
| When planning on engaging in outdoor recreation I seek to <b>ELIMINATE</b> unexpected challenges | 8.6%<br>49                | 19.6%<br>111      | 24.5%<br>139        | 27.5%<br>156   | 19.8%<br>112     | 567   | 2.30                |
| When engaging in outdoor recreation I seek to <b>AVOID</b> risk                                  | 8.1%<br>46                | 22.8%<br>129      | 22.9%<br>130        | 26.5%<br>150   | 19.8%<br>112     | 567   | 2.27                |
| When planning on engaging in outdoor recreation I want to <b>ADAPT</b> to unexpected challenges  | 8.1%<br>46                | 24.9%<br>141      | 27.5%<br>156        | 24.7%<br>140   | 14.8%<br>84      | 567   | 2.13                |
| When engaging in outdoor recreation I want to <b>ENCOUNTER</b> some risk                         | 32.1%<br>182              | 32.3%<br>183      | 24.2%<br>137        | 7.4%<br>42     | 4.1%<br>23       | 567   | 1.19                |

## Q17 (Thinking about recreating in the outdoors) How much to you AGREE with the following statements?

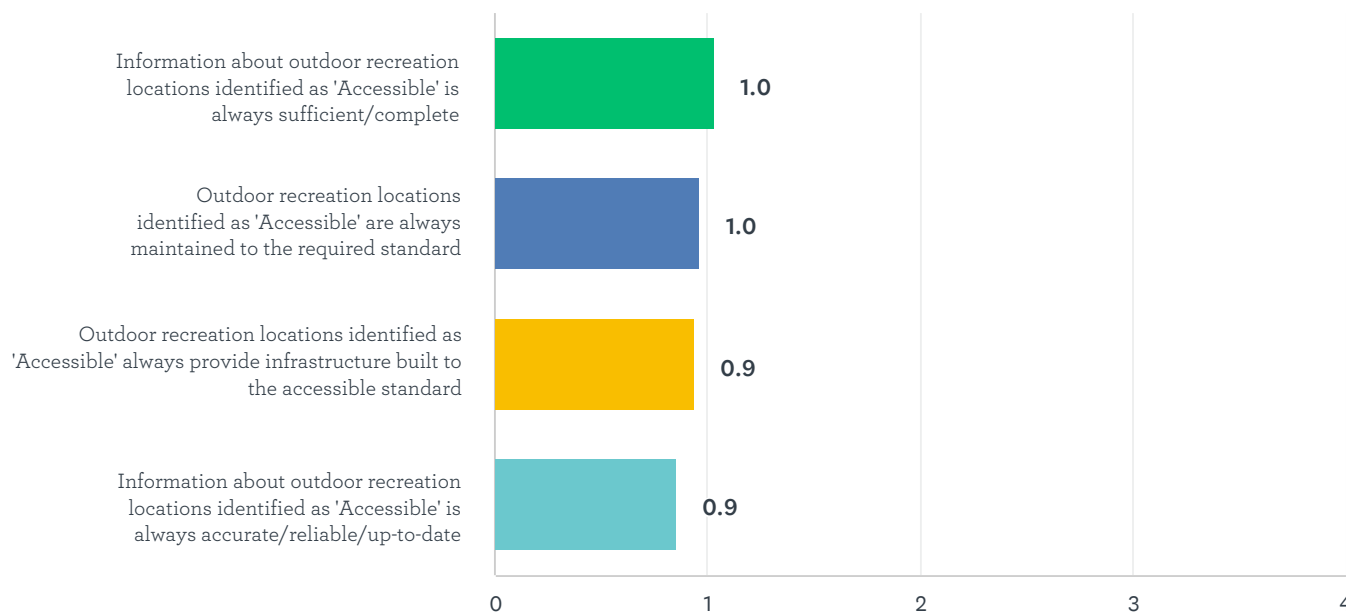
Answered: 567 Skipped: 135



|   | DO NOT<br>AGREE<br>AT ALL | AGREE<br>SLIGHTLY | AGREE<br>MODERATELY | AGREE<br>A LOT | AGREE<br>TOTALLY | TOTAL | WEIGHTED<br>AVERAGE |
|---|---------------------------|-------------------|---------------------|----------------|------------------|-------|---------------------|
| I rely completely on others to transport me to outdoor recreation places                                  | 34.6%<br>196              | 10.2%<br>58       | 9.0%<br>51          | 8.3%<br>47     | 37.9%<br>215     | 567   | 2.05                |
| My family always engages in outdoor recreation at places that are suitable for me                         | 22.6%<br>128              | 18.3%<br>104      | 20.8%<br>118        | 15.0%<br>85    | 23.3%<br>132     | 567   | 1.98                |
| I am fully able to do all my own research to find/choose outdoor recreation places that are right for me  | 22.6%<br>128              | 18.3%<br>104      | 20.1%<br>114        | 18.9%<br>107   | 20.1%<br>114     | 567   | 1.96                |
| I always engage in outdoor recreation at places locations that are suitable for the rest of my family     | 23.1%<br>131              | 17.8%<br>101      | 28.2%<br>160        | 14.1%<br>80    | 16.8%<br>95      | 567   | 1.84                |
| I rely completely on others to support/supervise me when I engage in outdoor recreation                   | 30.7%<br>174              | 18.0%<br>102      | 13.6%<br>77         | 12.7%<br>72    | 25.0%<br>142     | 567   | 1.83                |
| I am fully able to do all my own preparation for engaging in outdoor recreation                           | 25.0%<br>142              | 18.5%<br>105      | 21.0%<br>119        | 20.1%<br>114   | 15.3%<br>87      | 567   | 1.82                |
| I am fully able to transport myself to outdoor recreation places  | 43.7%<br>248              | 9.5%<br>54        | 10.6%<br>60         | 12.0%<br>68    | 24.2%<br>137     | 567   | 1.63                |
| I rely completely on others to do my preparation for engaging in outdoor recreation                       | 39.9%<br>226              | 18.7%<br>106      | 15.0%<br>85         | 9.0%<br>51     | 17.5%<br>99      | 567   | 1.46                |
| I rely completely on others to do research to find/choose outdoor recreation places that are right for me | 41.8%<br>237              | 17.6%<br>100      | 12.3%<br>70         | 9.9%<br>56     | 18.3%<br>104     | 567   | 1.45                |
| I am fully able to engage in outdoor recreation solo/alone  | 38.1%<br>216              | 20.8%<br>118      | 18.3%<br>104        | 10.6%<br>60    | 12.2%<br>69      | 567   | 1.38                |

## Q18 (Thinking about outdoor recreation locations) How much to you AGREE with the following statements?

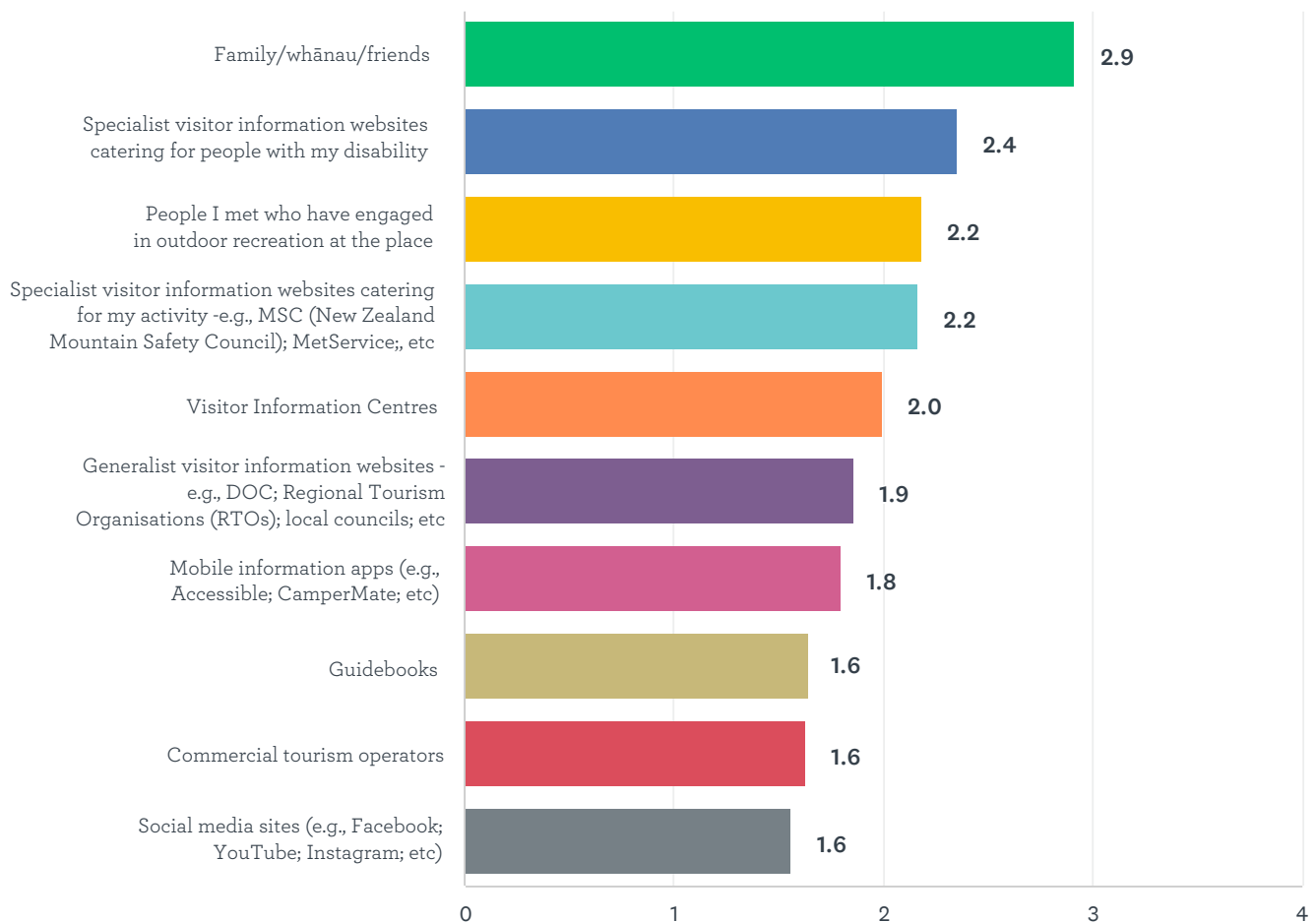
Answered: 564 Skipped: 138



|  | DO NOT AGREE AT ALL | AGREE SLIGHTLY | AGREE MODERATELY | AGREE A LOT | AGREE TOTALLY | TOTAL | WEIGHTED AVERAGE |
|--|---------------------|----------------|------------------|-------------|---------------|-------|------------------|
| Information about outdoor recreation locations identified as 'Accessible' is always sufficient/complete                | 39.6%<br>223        | 30.6%<br>172   | 21.3%<br>120     | 5.2%<br>29  | 3.4%<br>19    | 563   | 1.02             |
| Outdoor recreation locations identified as 'Accessible' are always maintained to the required standard                 | 36.2%<br>203        | 38.9%<br>218   | 18.9%<br>106     | 5.2%<br>29  | 0.9%<br>5     | 561   | 0.96             |
| Outdoor recreation locations identified as 'Accessible' always provide infrastructure built to the accessible standard | 38.7%<br>218        | 34.4%<br>194   | 21.8%<br>123     | 4.4%<br>25  | 0.7%<br>4     | 564   | 0.94             |
| Information about outdoor recreation locations identified as 'Accessible' is always accurate/reliable/up-to-date       | 43.3%<br>244        | 33.9%<br>191   | 18.7%<br>105     | 3.0%<br>17  | 1.1%<br>6     | 563   | 0.85             |

**Q19 (Thinking about the sources of information you have USED to plan PREVIOUS outdoor recreation experiences) Please RATE your level of TRUST in the following SOURCES of information:**

Answered: 567 Skipped: 135

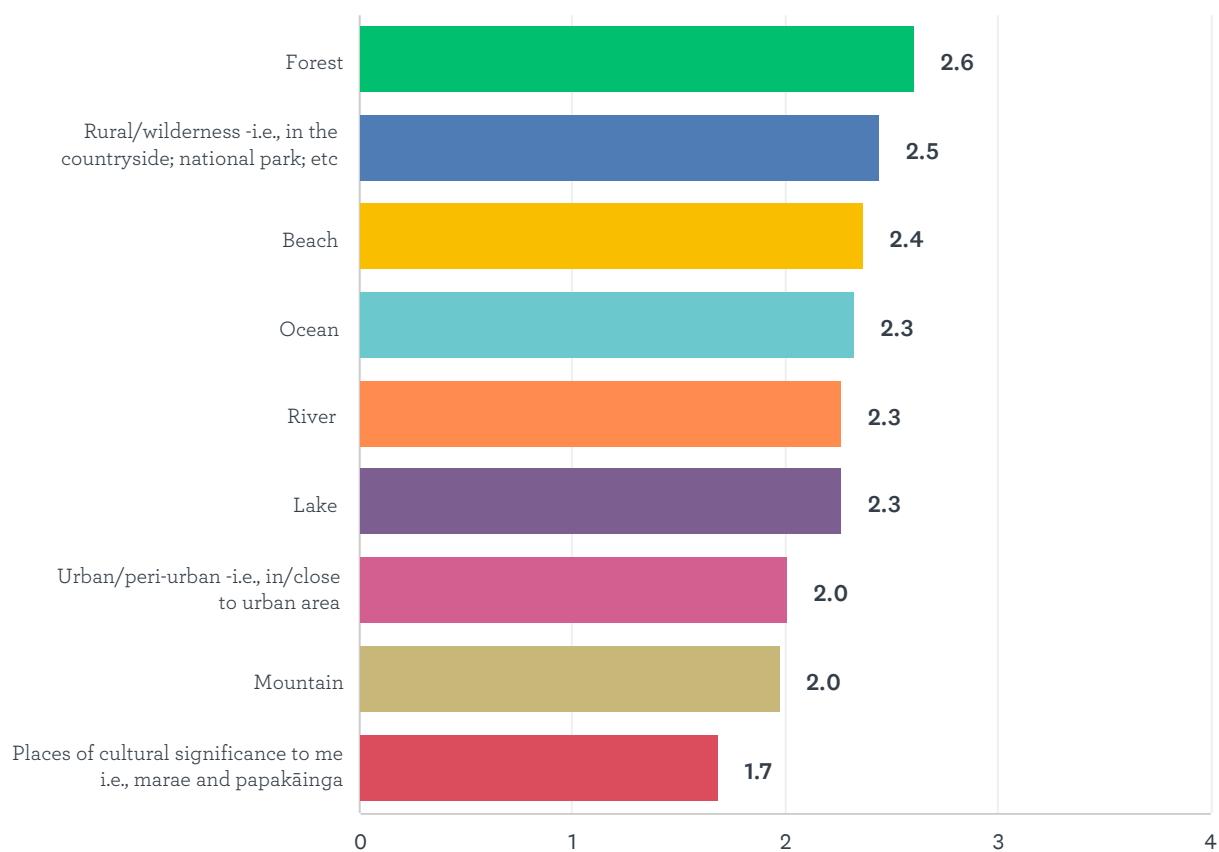


|   | DO<br>NOT<br>TRUST<br>AT ALL | TRUST<br>SLIGHTLY | TRUST<br>MODERATELY | TRUST<br>A LOT | TRUST<br>TOTALLY | NEVER<br>USED | TOTAL | WEIGHTED<br>AVERAGE |
|---|------------------------------|-------------------|---------------------|----------------|------------------|---------------|-------|---------------------|
| Family/whānau/friends   | 0.7%<br>4                    | 11.1%<br>63       | 18.9%<br>107        | 31.7%<br>180   | 36.2%<br>205     | 1.4%<br>8     | 567   | 2.93                |
| Specialist visitor information websites catering for people with my disability  | 2.5%<br>14                   | 12.5%<br>71       | 24.5%<br>139        | 24.7%<br>140   | 9.3%<br>53       | 26.5%<br>150  | 567   | 2.35                |
| People I met who have engaged in outdoor recreation at the place  | 2.1%<br>12                   | 20.8%<br>118      | 36.7%<br>208        | 28.6%<br>162   | 6.5%<br>37       | 5.3%<br>30    | 567   | 2.18                |
| Specialist visitor information websites catering for my activity - e.g., MSC (New Zealand Mountain Safety Council); MetService; etc | 2.3%<br>13                   | 19.4%<br>110      | 31.0%<br>176        | 24.0%<br>136   | 6.9%<br>39       | 16.4%<br>93   | 567   | 2.16                |
| Visitor Information Centres   | 5.5%<br>31                   | 23.8%<br>135      | 31.6%<br>179        | 20.5%<br>116   | 7.2%<br>41       | 11.5%<br>65   | 567   | 2.00                |
| Generalist visitor information websites - e.g., DOC; Regional Tourism Organisations (RTOs); local councils; etc                     | 6.0%<br>34                   | 28.2%<br>160      | 36.7%<br>208        | 18.5%<br>105   | 4.2%<br>24       | 6.3%<br>36    | 567   | 1.86                |
| Mobile information apps (e.g., Accessible; CamperMate; etc)   | 5.3%<br>30                   | 20.1%<br>114      | 23.1%<br>131        | 12.2%<br>69    | 2.8%<br>16       | 36.5%<br>207  | 567   | 1.80                |
| Guidebooks  | 9.3%<br>53                   | 26.6%<br>151      | 25.6%<br>145        | 11.6%<br>66    | 3.2%<br>18       | 23.6%<br>134  | 567   | 1.64                |
| Commercial tourism operators  | 10.6%<br>60                  | 26.8%<br>152      | 22.0%<br>125        | 13.4%<br>76    | 3.2%<br>18       | 24.0%<br>136  | 567   | 1.63                |
| Social media sites (e.g., Facebook; YouTube; Instagram; etc)  | 10.2%<br>58                  | 34.6%<br>196      | 29.1%<br>165        | 11.3%<br>64    | 2.5%<br>14       | 12.3%<br>70   | 567   | 1.56                |



## Q20 How IMPORTANT to you are the following SETTINGS when choosing an outdoor recreation PLACE?

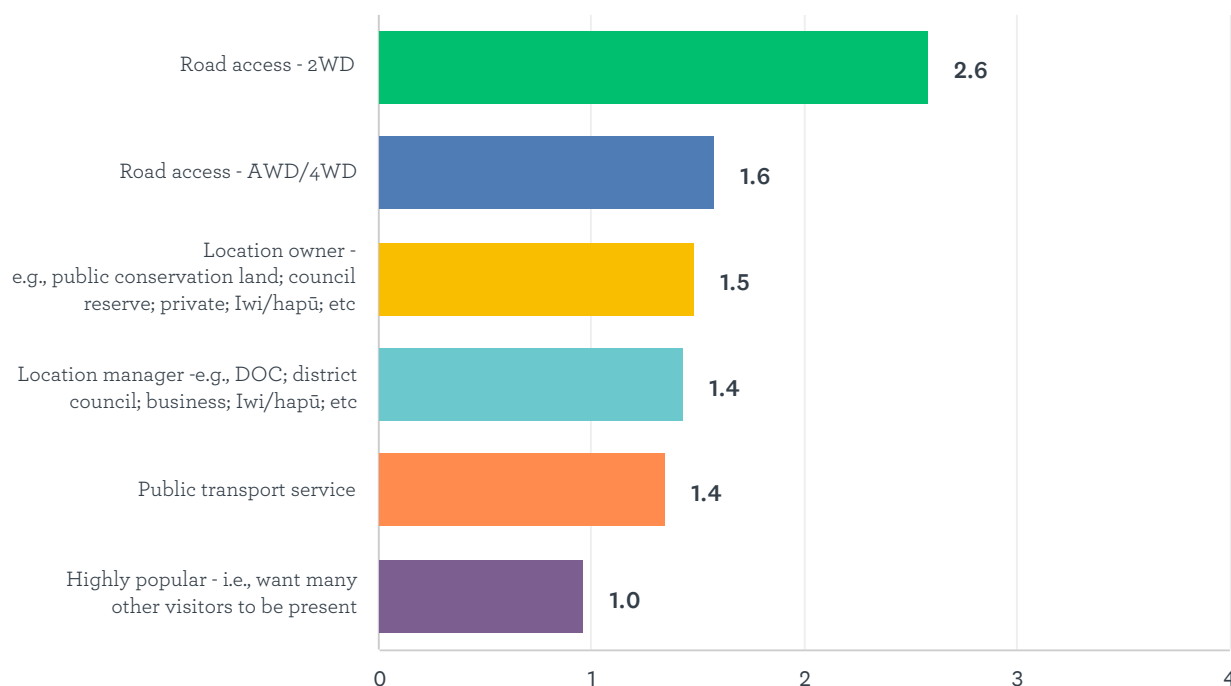
Answered: 567 Skipped: 135



|  | NOT AT ALL IMPORTANT | SLIGHTLY IMPORTANT | MODERATELY IMPORTANT | VERY IMPORTANT | TOTALLY IMPORTANT | TOTAL | WEIGHTED AVERAGE |
|--|----------------------|--------------------|----------------------|----------------|-------------------|-------|------------------|
| Forest   | 6.5%<br>37           | 8.8%<br>50         | 27.7%<br>157         | 30.7%<br>174   | 26.3%<br>149      | 567   | 2.61             |
| Rural/wilderness - i.e., in the countryside; national park; etc  | 7.9%<br>45           | 13.2%<br>75        | 26.1%<br>148         | 31.4%<br>178   | 21.3%<br>121      | 567   | 2.45             |
| Beach  | 9.7%<br>55           | 13.4%<br>76        | 28.0%<br>159         | 27.7%<br>157   | 21.2%<br>120      | 567   | 2.37             |
| Ocean  | 10.2%<br>58          | 14.6%<br>83        | 28.0%<br>159         | 25.4%<br>144   | 21.7%<br>123      | 567   | 2.34             |
| River  | 8.8%<br>50           | 16.4%<br>93        | 31.4%<br>178         | 25.2%<br>143   | 18.2%<br>103      | 567   | 2.28             |
| Lake   | 7.2%<br>41           | 16.6%<br>94        | 36.0%<br>204         | 22.2%<br>126   | 18.0%<br>102      | 567   | 2.27             |
| Urban/peri-urban - i.e., in/close to urban area                  | 16.2%<br>92          | 21.0%<br>119       | 25.0%<br>142         | 21.5%<br>122   | 16.2%<br>92       | 567   | 2.01             |
| Mountain   | 19.4%<br>110         | 19.6%<br>111       | 22.8%<br>129         | 19.8%<br>112   | 18.5%<br>105      | 567   | 1.98             |
| Places of cultural significance to me i.e., marae and papakāinga | 26.8%<br>152         | 22.0%<br>125       | 21.0%<br>119         | 15.3%<br>87    | 14.8%<br>84       | 567   | 1.69             |

## Q21 How IMPORTANT to you are the following FACTORS when choosing an outdoor recreation LOCATION?

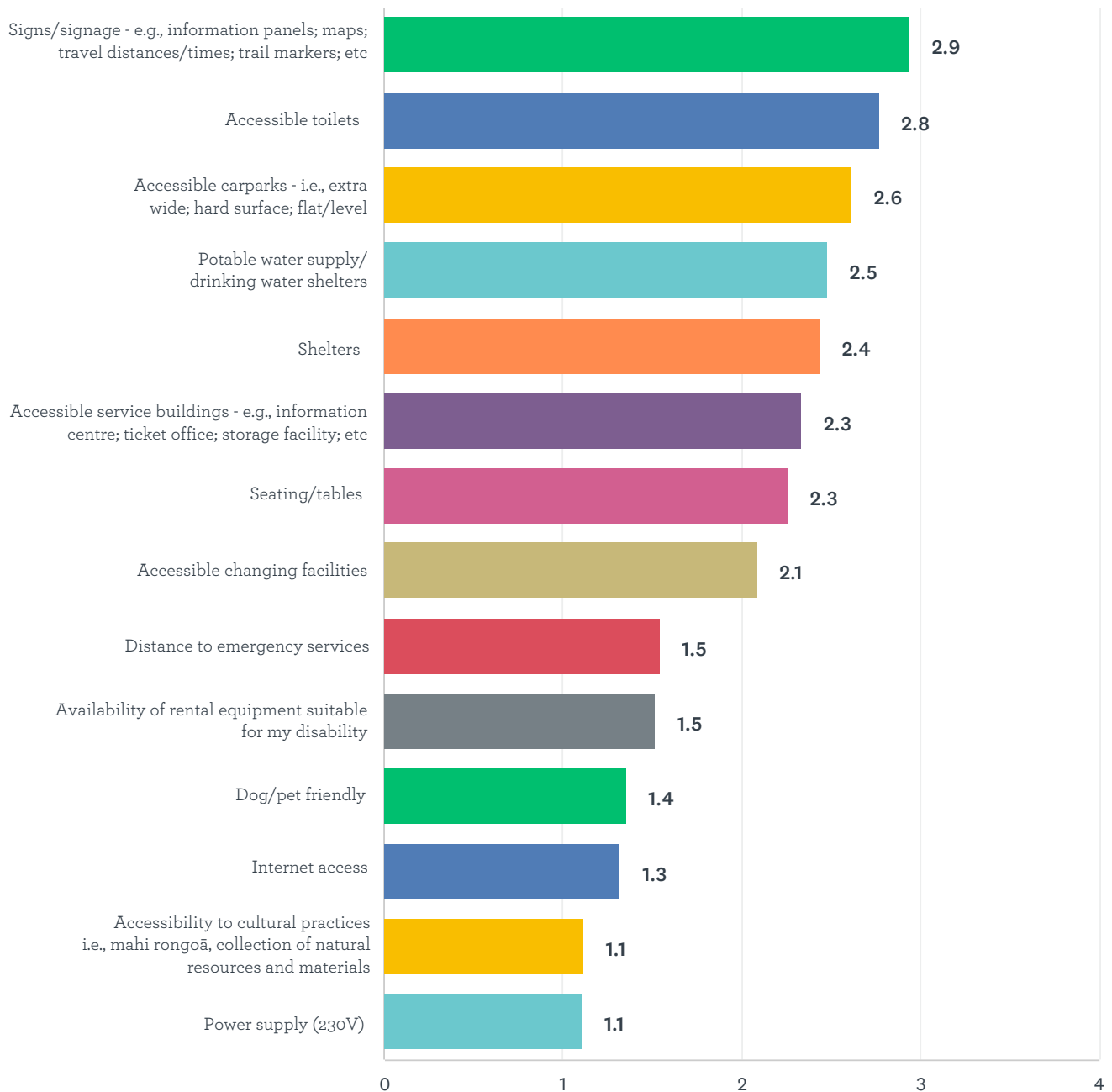
Answered: 569 Skipped: 142



|  | NOT AT ALL IMPORTANT | SLIGHTLY IMPORTANT | MODERATELY IMPORTANT | VERY IMPORTANT | TOTALLY IMPORTANT | TOTAL | WEIGHTED AVERAGE |
|--|----------------------|--------------------|----------------------|----------------|-------------------|-------|------------------|
| Road access - 2WD  | 11.8%<br>67          | 8.3%<br>47         | 17.4%<br>99          | 35.3%<br>201   | 27.2%<br>155      | 569   | 2.58             |
| Road access - AWD/4WD  | 34.1%<br>194         | 15.3%<br>87        | 22.7%<br>129         | 14.8%<br>84    | 13.2%<br>75       | 569   | 1.58             |
| Location owner - e.g., public conservation land; council reserve; private; Iwi/hapū; etc | 35.9%<br>204         | 16.3%<br>93        | 22.5%<br>128         | 14.6%<br>83    | 10.7%<br>61       | 569   | 1.48             |
| Location manager - e.g., DOC; district council; business; Iwi/hapū; etc                  | 36.0%<br>205         | 16.9%<br>96        | 24.3%<br>138         | 13.5%<br>77    | 9.3%<br>53        | 569   | 1.43             |
| Public transport service   | 44.6%<br>254         | 15.5%<br>88        | 13.5%<br>77          | 13.0%<br>74    | 13.4%<br>76       | 569   | 1.35             |
| Highly popular - i.e., want many other visitors to be present                            | 49.7%<br>283         | 19.3%<br>110       | 19.9%<br>113         | 7.6%<br>43     | 3.5%<br>20        | 569   | 0.96             |

## Q22 How IMPORTANT to you are the following SERVICES and FACILITIES when choosing an outdoor recreation PLACE?

Answered: 567 Skipped: 135



|  | NOT AT ALL<br>IMPORTANT | SLIGHTLY<br>IMPORTANT | MODERATELY<br>IMPORTANT | VERY<br>IMPORTANT | TOTALLY<br>IMPORTANT | TOTAL | WEIGHTED<br>AVERAGE |
|--|-------------------------|-----------------------|-------------------------|-------------------|----------------------|-------|---------------------|
| Signs/signage - e.g.,<br>information panels;<br>maps; travel<br>distances/times; trail<br>markers; etc           | 3.0%<br>17              | 8.6%<br>49            | 16.6%<br>94             | 35.1%<br>199      | 36.7%<br>208         | 567   | 2.94                |
| Accessible toilets   | 10.9%<br>62             | 8.8%<br>50            | 15.3%<br>87             | 22.2%<br>126      | 42.7%<br>242         | 567   | 2.77                |
| Accessible carparks -<br>i.e., extra wide; hard<br>surface; flat/level   | 13.1%<br>74             | 10.4%<br>59           | 14.6%<br>83             | 25.6%<br>145      | 36.3%<br>206         | 567   | 2.62                |
| Potable water<br>supply/drinking water   | 8.8%<br>50              | 15.3%<br>87           | 21.2%<br>120            | 28.4%<br>161      | 26.3%<br>149         | 567   | 2.48                |
| Shelters   | 8.3%<br>47              | 15.5%<br>88           | 25.0%<br>142            | 26.5%<br>150      | 24.7%<br>140         | 567   | 2.44                |
| Accessible service<br>buildings - e.g.,<br>information centre; ticket<br>office; storage facility;<br>etc        | 15.3%<br>87             | 15.5%<br>88           | 18.2%<br>103            | 21.9%<br>124      | 29.1%<br>165         | 567   | 2.34                |
| Seating/tables   | 12.0%<br>68             | 17.8%<br>101          | 25.2%<br>143            | 22.0%<br>125      | 22.9%<br>130         | 567   | 2.26                |
| Accessible changing<br>facilities  | 24.2%<br>137            | 13.4%<br>76           | 17.5%<br>99             | 19.4%<br>110      | 25.6%<br>145         | 567   | 2.09                |
| Distance to emergency<br>services  | 30.7%<br>174            | 23.5%<br>133          | 19.2%<br>109            | 14.8%<br>84       | 11.8%<br>67          | 567   | 1.54                |
| Availability of rental<br>equipment suitable for<br>my disability  | 39.2%<br>222            | 13.8%<br>78           | 18.5%<br>105            | 12.9%<br>73       | 15.7%<br>89          | 567   | 1.52                |
| Dog/pet friendly   | 44.3%<br>251            | 13.2%<br>75           | 16.4%<br>93             | 13.4%<br>76       | 12.7%<br>72          | 567   | 1.37                |
| Internet access  | 41.3%<br>234            | 19.2%<br>109          | 16.9%<br>96             | 12.0%<br>68       | 10.6%<br>60          | 567   | 1.31                |
| Accessibility to cultural<br>practices i.e., mahi<br>rongoā, collection of<br>natural resources and<br>materials | 48.5%<br>275            | 16.0%<br>91           | 18.7%<br>106            | 7.9%<br>45        | 8.8%<br>50           | 567   | 1.13                |
| Power supply (230V)  | 49.2%<br>279            | 19.0%<br>108          | 13.8%<br>78             | 8.5%<br>48        | 9.5%<br>54           | 567   | 1.10                |

## Q23 How IMPORTANT to you are the following TRAIL/PATHWAY ATTRIBUTES when choosing an outdoor recreation LOCATION?

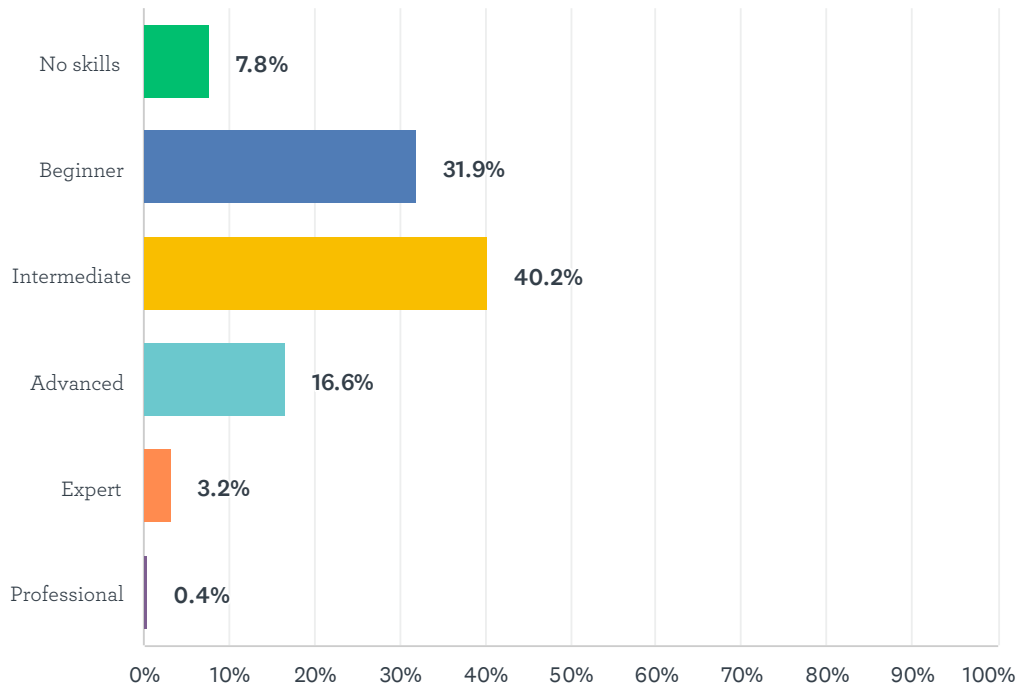
Answered: 567 Skipped: 135



|   | NOT AT ALL<br>IMPORTANT | SLIGHTLY<br>IMPORTANT | MODERATELY<br>IMPORTANT | VERY<br>IMPORTANT | TOTALLY<br>IMPORTANT | TOTAL | WEIGHTED<br>AVERAGE |
|---|-------------------------|-----------------------|-------------------------|-------------------|----------------------|-------|---------------------|
| Trail structures - e.g.,<br>barriers; gates; bridges;<br>steps; fences; ditches;<br>etc       | 5.8%<br>33              | 6.9%<br>39            | 16.8%<br>95             | 27.7%<br>157      | 42.9%<br>243         | 567   | 2.95                |
| Trail surface   | 4.6%<br>26              | 7.4%<br>42            | 19.0%<br>108            | 30.2%<br>171      | 38.8%<br>220         | 567   | 2.91                |
| Trail gradient - i.e.,<br>steepness of trail  | 6.2%<br>35              | 6.5%<br>37            | 16.8%<br>95             | 31.4%<br>178      | 39.2%<br>222         | 567   | 2.91                |
| Trail camber/side slope -<br>i.e., slope from one side<br>of the trail to the other           | 7.4%<br>42              | 11.3%<br>64           | 18.9%<br>107            | 27.9%<br>158      | 34.6%<br>196         | 567   | 2.71                |
| Trail length  | 5.6%<br>32              | 8.5%<br>48            | 24.3%<br>138            | 35.4%<br>201      | 26.1%<br>148         | 567   | 2.68                |
| Trail width   | 9.9%<br>56              | 12.2%<br>69           | 20.3%<br>115            | 24.9%<br>141      | 32.8%<br>186         | 567   | 2.59                |
| Trail drainage - e.g.,<br>presence of surface<br>water; puddles; cross-<br>drains; etc        | 11.5%<br>65             | 16.0%<br>91           | 21.2%<br>120            | 22.9%<br>130      | 28.4%<br>161         | 567   | 2.41                |
| Trail passing bays - i.e.,<br>places to turn around;<br>allow people to pass; etc             | 12.7%<br>72             | 13.6%<br>77           | 25.4%<br>144            | 20.8%<br>118      | 27.5%<br>156         | 567   | 2.37                |
| Trail seating - for<br>resting; enjoying views;<br>etc  | 14.1%<br>80             | 12.0%<br>68           | 24.5%<br>139            | 24.2%<br>137      | 25.2%<br>143         | 567   | 2.34                |
| Trail corners - i.e.,<br>tightness of<br>corners/switchbacks                                  | 16.9%<br>96             | 15.0%<br>85           | 22.8%<br>129            | 20.6%<br>117      | 24.7%<br>140         | 567   | 2.21                |
| Multi-use/shared-use<br>trail - i.e., trails shared<br>by walkers/bikers/horse-<br>riders/etc | 25.6%<br>145            | 16.9%<br>96           | 22.0%<br>125            | 15.5%<br>88       | 19.9%<br>113         | 567   | 1.87                |

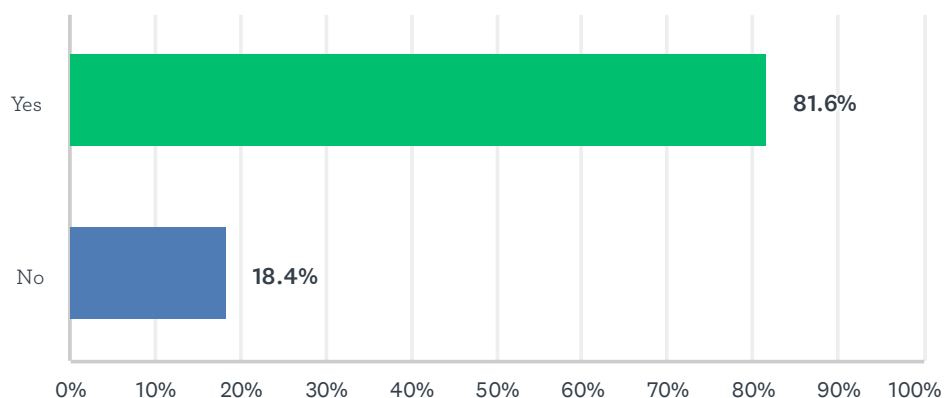
## Q24 (Thinking about your preferred outdoor recreation activity) How would you RATE your current level of SKILL?

Answered: 567 Skipped: 135



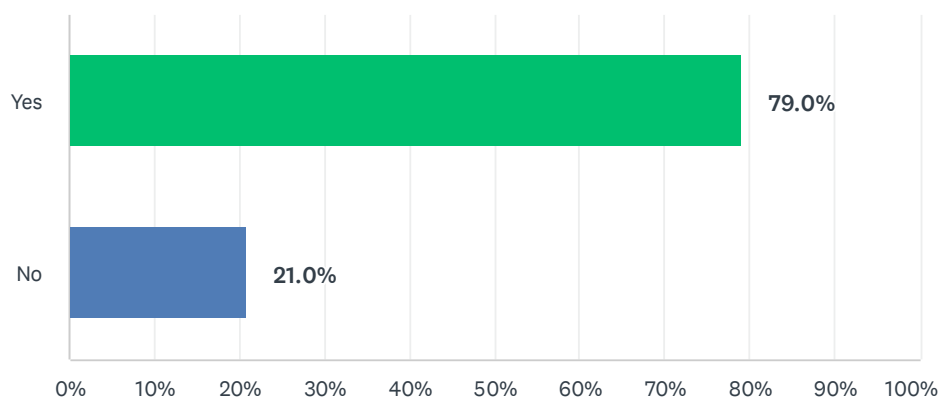
## Q25 Have you engaged in the outdoor recreation in the PAST 12 WEEKS?

Answered: 565 Skipped: 137



## Q27 Had you visited/engaged in outdoor recreation at the place BEFORE your most recent visit?

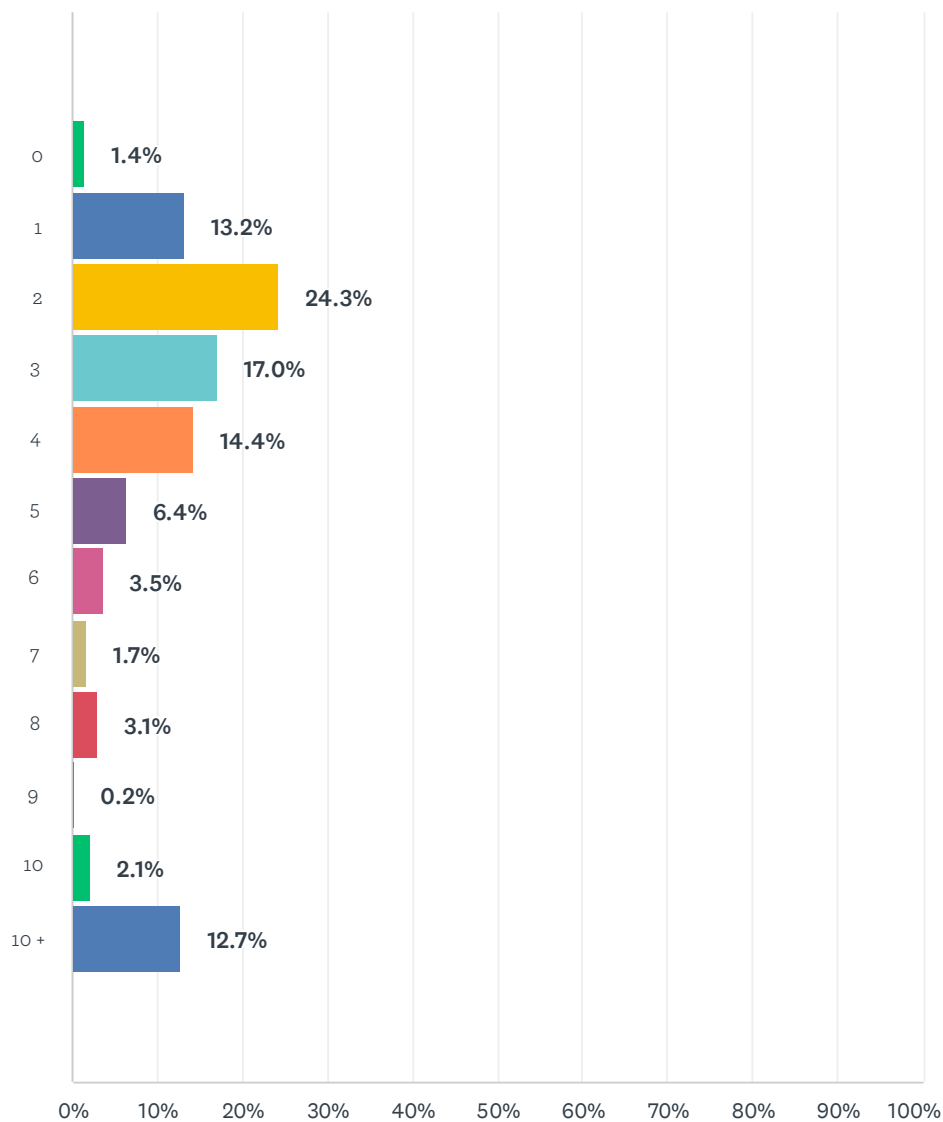
Answered: 423 Skipped: 279





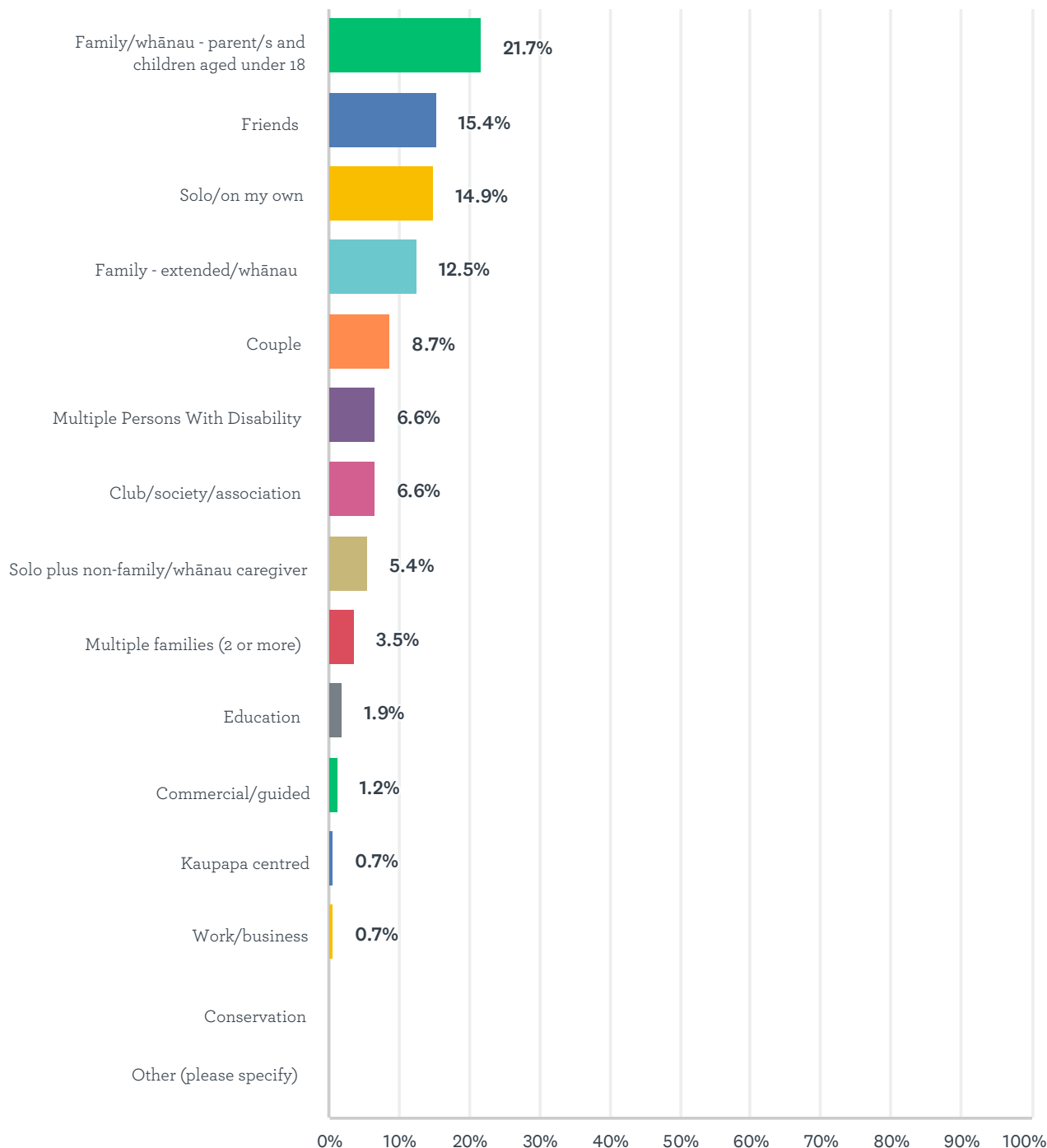
## Q28 (INCLUDING yourself) How many PEOPLE in TOTAL were in your outdoor recreation party/group?

Answered: 423 Skipped: 279



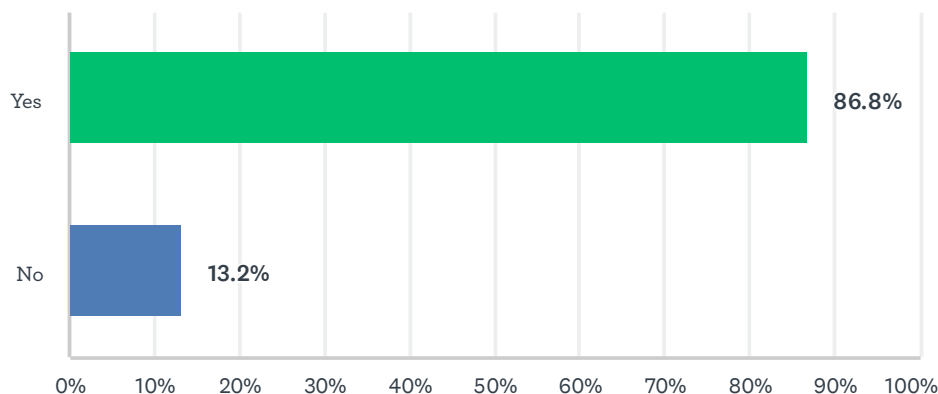
## Q29 Which CATEGORY best describes your outdoor recreation PARTY/GROUP?

Answered: 423 Skipped: 279



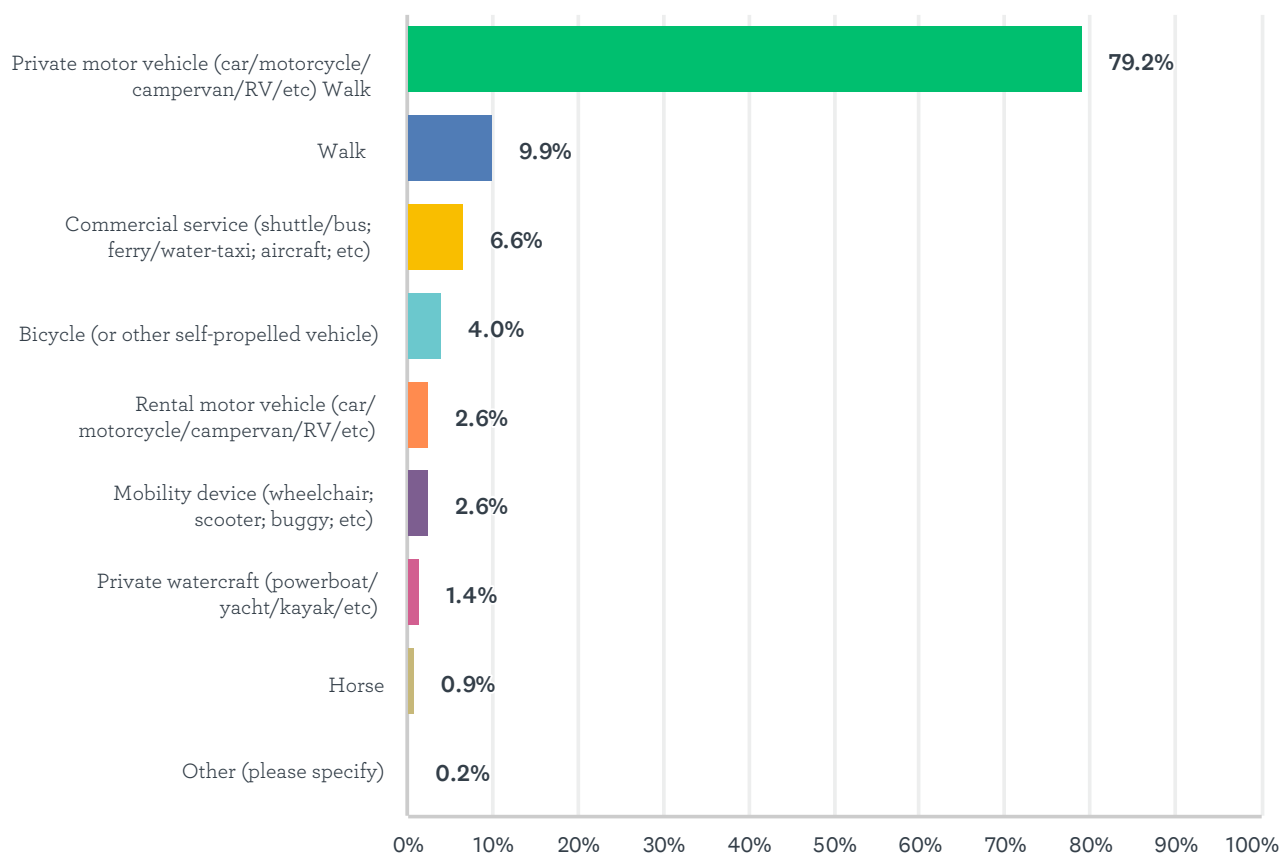
Q30 (Thinking about your most recent outdoor recreation experience)  
Was engaging in outdoor recreation the PRIMARY/MAIN purpose of  
your TRAVEL from where you currently live?

Answered: 423 Skipped: 279



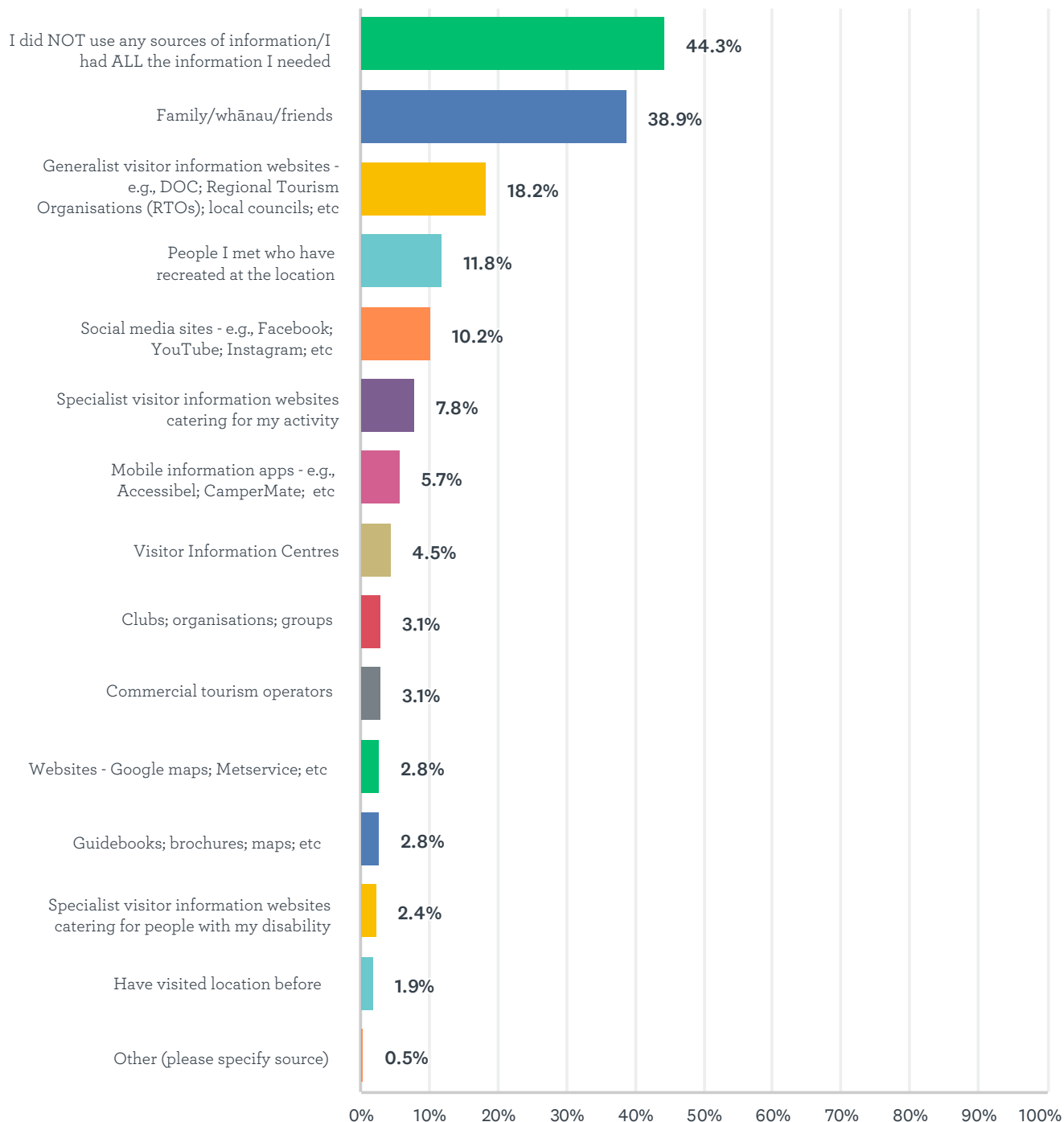
Q31 (On the day you engaged in outdoor recreation) HOW did you  
TRAVEL to the place? (Select all that apply)

Answered: 423 Skipped: 279



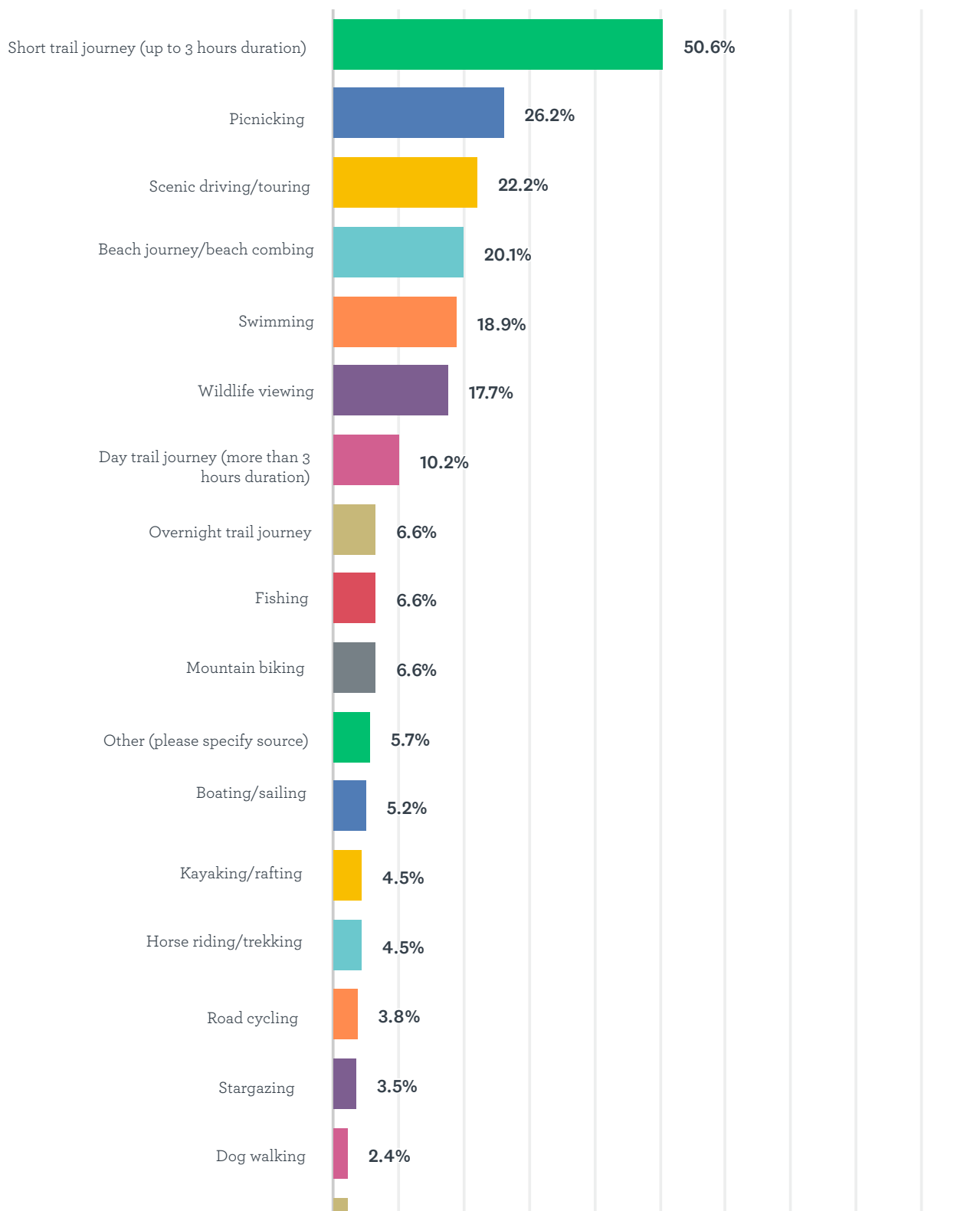
## Q32 (Thinking about your most recent outdoor recreation experience) Which of the following SOURCES of information did you USE to support your outdoor recreation experience?

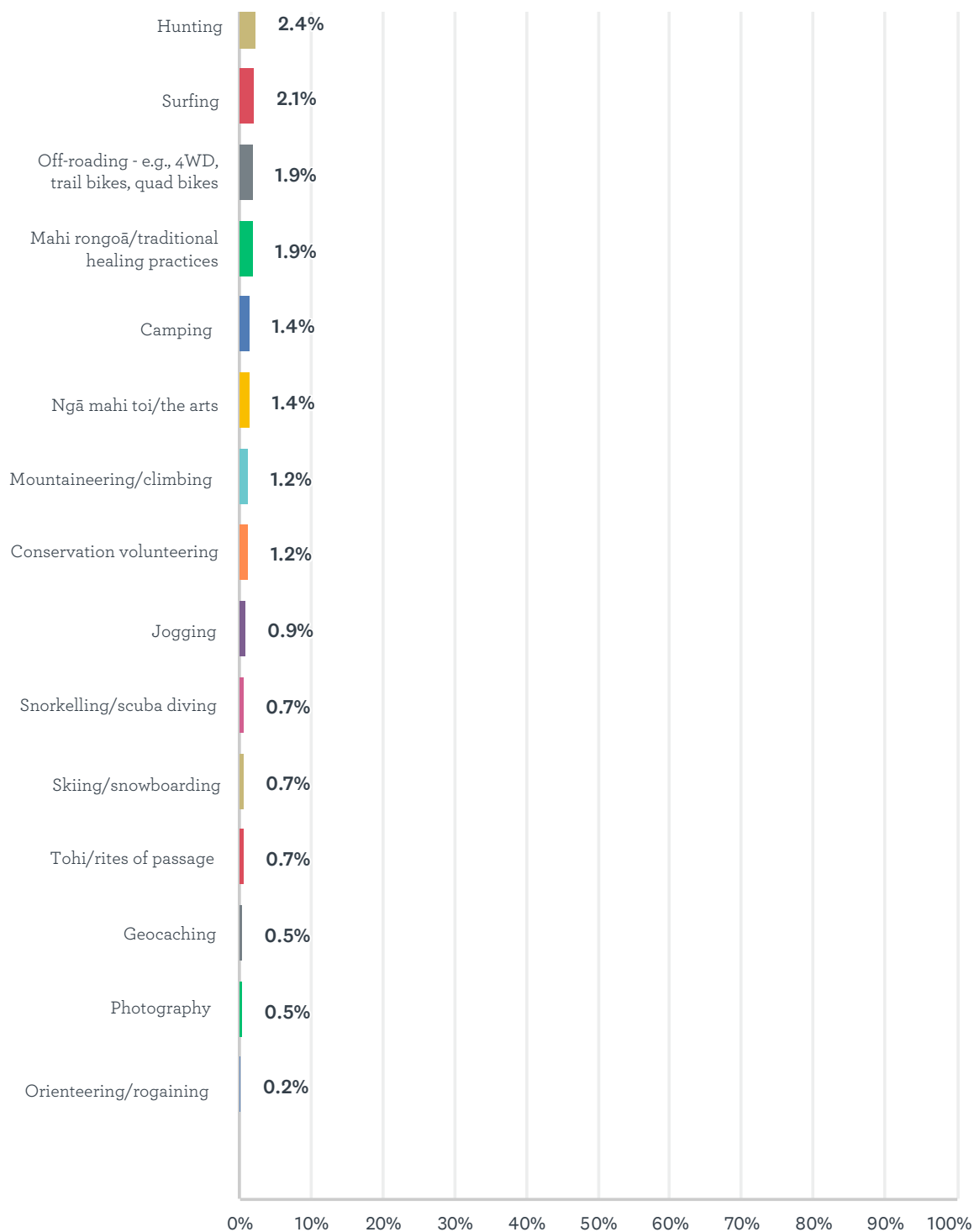
Answered: 422 Skipped: 280



### Q33 (Thinking about your most recent outdoor recreation experience) What ACTIVITIES did you ENGAGE in during your outdoor recreation experience? (Select all that apply)

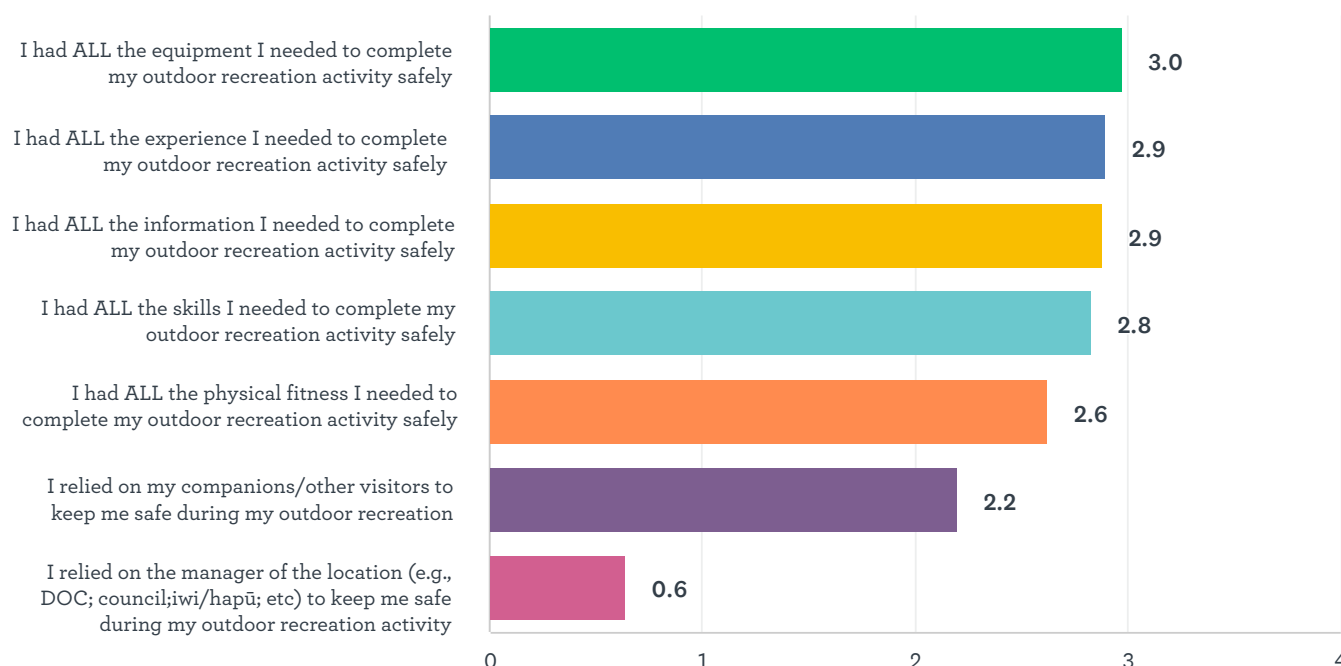
Answered: 423 Skipped: 279





## Q34 (Thinking about your most recent outdoor recreation experience) How much do you AGREE with the following STATEMENTS?

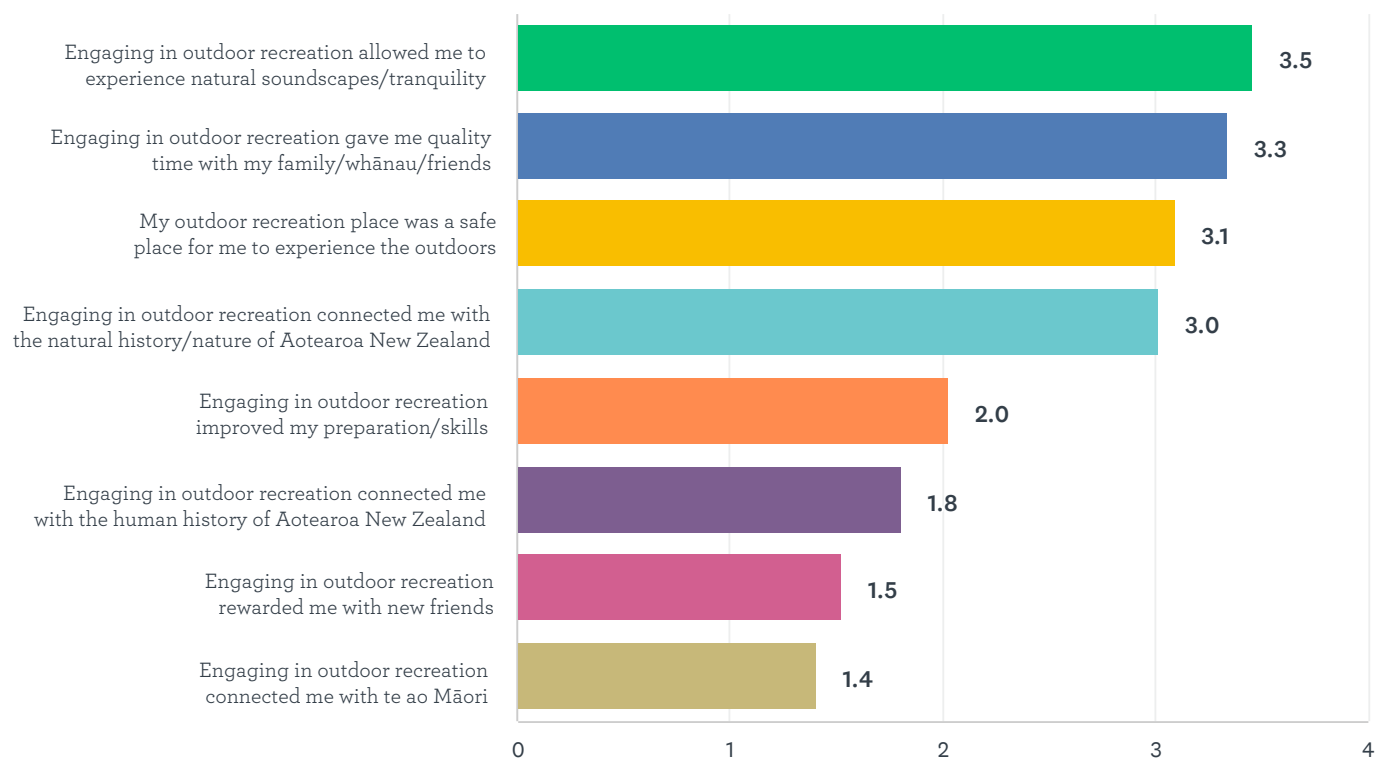
Answered: 423 Skipped: 279



|   | DO NOT<br>AGREE<br>AT ALL | AGREE<br>SLIGHTLY | AGREE<br>MODERATELY | AGREE<br>A LOT | AGREE<br>TOTALLY | TOTAL | WEIGHTED<br>AVERAGE |
|---|---------------------------|-------------------|---------------------|----------------|------------------|-------|---------------------|
| I had ALL the equipment I needed to complete my outdoor recreation activity safely  | 3.5%<br>15                | 6.8%<br>29        | 19.1%<br>81         | 29.0%<br>123   | 41.5%<br>176     | 424   | 2.98                |
| I had ALL the experience I needed to complete my outdoor recreation activity safely   | 4.5%<br>19                | 8.5%<br>36        | 16.7%<br>71         | 33.5%<br>142   | 36.8%<br>156     | 424   | 2.90                |
| I had ALL the information I needed to complete my outdoor recreation activity safely  | 5.0%<br>21                | 7.8%<br>33        | 19.3%<br>82         | 30.4%<br>129   | 37.5%<br>159     | 424   | 2.88                |
| I had ALL the skills I needed to complete my outdoor recreation activity safely   | 3.5%<br>15                | 10.6%<br>45       | 20.3%<br>86         | 30.2%<br>128   | 35.4%<br>150     | 424   | 2.83                |
| I had ALL the physical fitness I needed to complete my outdoor recreation activity safely   | 5.7%<br>24                | 12.7%<br>54       | 23.8%<br>101        | 28.8%<br>122   | 29.0%<br>123     | 424   | 2.63                |
| I relied on my companions/other visitors to keep me safe during my outdoor recreation activity                                    | 21.5%<br>91               | 18.4%<br>78       | 12.5%<br>53         | 13.9%<br>59    | 33.7%<br>143     | 424   | 2.20                |
| I relied on the manager of the location (e.g., DOC; council; iwi/hapū; etc) to keep me safe during my outdoor recreation activity | 71.7%<br>304              | 9.4%<br>40        | 8.5%<br>36          | 3.8%<br>16     | 6.6%<br>28       | 424   | 0.64                |

## Q35 (Thinking about your most recent outdoor recreation experience) How much do you AGREE with the following STATEMENTS?

Answered: 423 Skipped: 279





# Outdoor Recreation Accessibility Survey 2024

|   | DO<br>NOT<br>AGREE<br>AT ALL | AGREE<br>SLIGHTLY | AGREE<br>MODERATELY | AGREE<br>A LOT | AGREE<br>TOTALLY | DOES<br>NOT<br>APPLY<br>TO ME | TOTAL | WEIGHTED<br>AVERAGE |
|---|------------------------------|-------------------|---------------------|----------------|------------------|-------------------------------|-------|---------------------|
| Engaging in outdoor recreation allowed me to experience natural soundscapes/tranquillity            | 1.2%<br>5                    | 3.3%<br>14        | 8.5%<br>36          | 19.6%<br>83    | 62.2%<br>263     | 5.2%<br>22                    | 423   | 3.46                |
| Engaging in outdoor recreation gave me quality time with my family/whānau/friends                   | 6.9%<br>29                   | 2.8%<br>12        | 6.9%<br>29          | 12.3%<br>52    | 64.1%<br>271     | 7.1%<br>30                    | 423   | 3.33                |
| My outdoor recreation place was a safe place for me to experience the outdoors                      | 1.9%<br>8                    | 6.4%<br>27        | 16.3%<br>69         | 28.6%<br>121   | 44.4%<br>188     | 2.4%<br>10                    | 423   | 3.10                |
| Engaging in outdoor recreation connected me with the natural history/nature of Aotearoa New Zealand | 5.7%<br>24                   | 9.0%<br>38        | 11.3%<br>48         | 18.9%<br>80    | 48.0%<br>203     | 7.1%<br>30                    | 423   | 3.02                |
| Engaging in outdoor recreation improved my preparation/skills                                       | 13.7%<br>58                  | 19.4%<br>82       | 24.6%<br>104        | 15.4%<br>65    | 17.0%<br>72      | 9.9%<br>42                    | 423   | 2.03                |
| Engaging in outdoor recreation connected me with the human history of Aotearoa New Zealand          | 26.0%<br>110                 | 16.8%<br>71       | 15.1%<br>64         | 10.2%<br>43    | 21.0%<br>89      | 10.9%<br>46                   | 423   | 1.81                |
| Engaging in outdoor recreation rewarded me with new friends   | 31.9%<br>135                 | 17.0%<br>72       | 10.6%<br>45         | 10.4%<br>44    | 14.9%<br>63      | 15.1%<br>64                   | 423   | 1.52                |
| Engaging in outdoor recreation connected me with te ao Māori  | 35.9%<br>152                 | 14.9%<br>63       | 11.8%<br>50         | 6.9%<br>29     | 15.1%<br>64      | 15.4%<br>65                   | 423   | 1.41                |

Answered: 423 Skipped: 279



What were the HIGHLIGHTS? (Leave blank if you can't think of anything)

Answered: 333 Skipped: 369



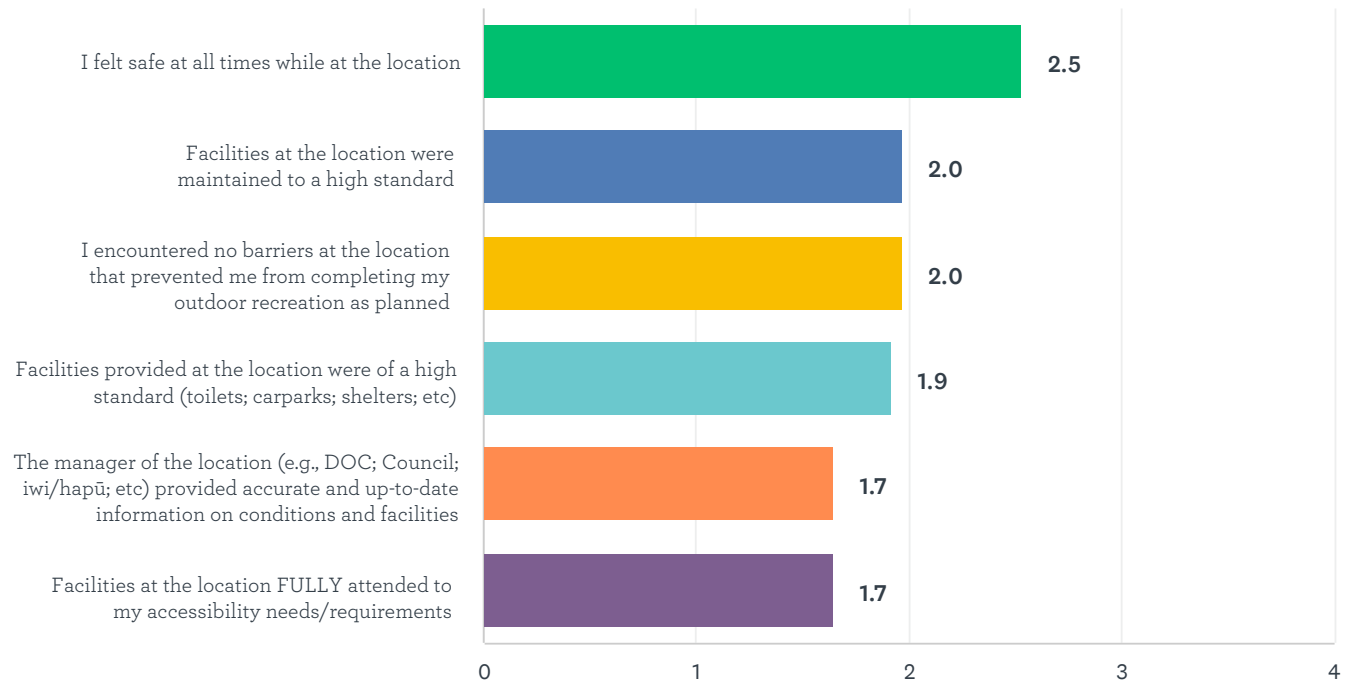
What were the LOWLIGHTS? (Leave blank if you can't think of anything)

Answered: 289 Skipped: 422



## Q39 (Thinking about the location of your most recent outdoor recreation experience) How much do you AGREE with the following STATEMENTS?

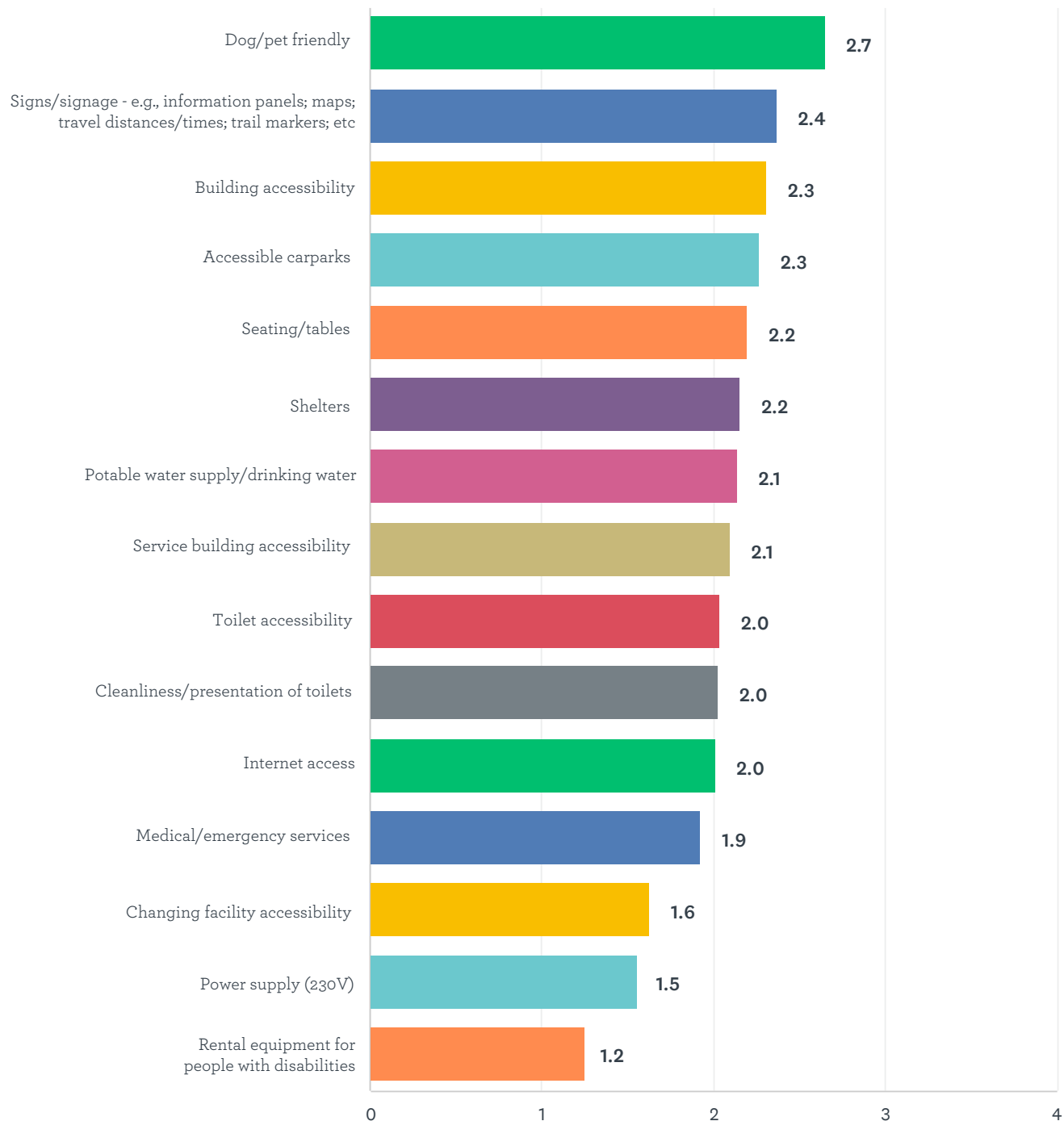
Answered: 415 Skipped: 287



|   | DO NOT AGREE AT ALL | AGREE SLIGHTLY | AGREE MODERATELY | AGREE A LOT  | AGREE TOTALLY | TOTAL | WEIGHTED AVERAGE |
|---|---------------------|----------------|------------------|--------------|---------------|-------|------------------|
| I felt safe at all times while at the location  | 7.2%<br>30          | 15.4%<br>64    | 20.5%<br>85      | 31.1%<br>129 | 25.8%<br>107  | 415   | 2.53             |
| Facilities at the location were maintained to a high standard   | 13.7%<br>57         | 19.0%<br>79    | 33.7%<br>140     | 23.6%<br>98  | 9.9%<br>41    | 415   | 1.97             |
| I encountered no barriers at the location that prevented me from completing my outdoor recreation as planned                              | 21.2%<br>88         | 18.8%<br>78    | 20.7%<br>86      | 20.2%<br>84  | 19.0%<br>79   | 415   | 1.97             |
| Facilities provided at the location were of a high standard (toilets; carparks; shelters; etc)  | 15.7%<br>65         | 21.4%<br>89    | 29.4%<br>122     | 22.2%<br>92  | 11.3%<br>47   | 415   | 1.92             |
| The manager of the location (e.g., DOC; Council; iwi/hapū; etc) provided accurate and up-to-date information on conditions and facilities | 26.5%<br>110        | 19.8%<br>82    | 25.5%<br>106     | 18.8%<br>78  | 9.4%<br>39    | 415   | 1.65             |
| Facilities at the location FULLY attended to my accessibility needs/requirements  | 25.3%<br>105        | 24.6%<br>102   | 23.4%<br>97      | 14.0%<br>58  | 12.8%<br>53   | 415   | 1.64             |

## Q40 (Thinking about your outdoor recreation location) How SATISFIED were you with the following FACILITIES and SERVICES?

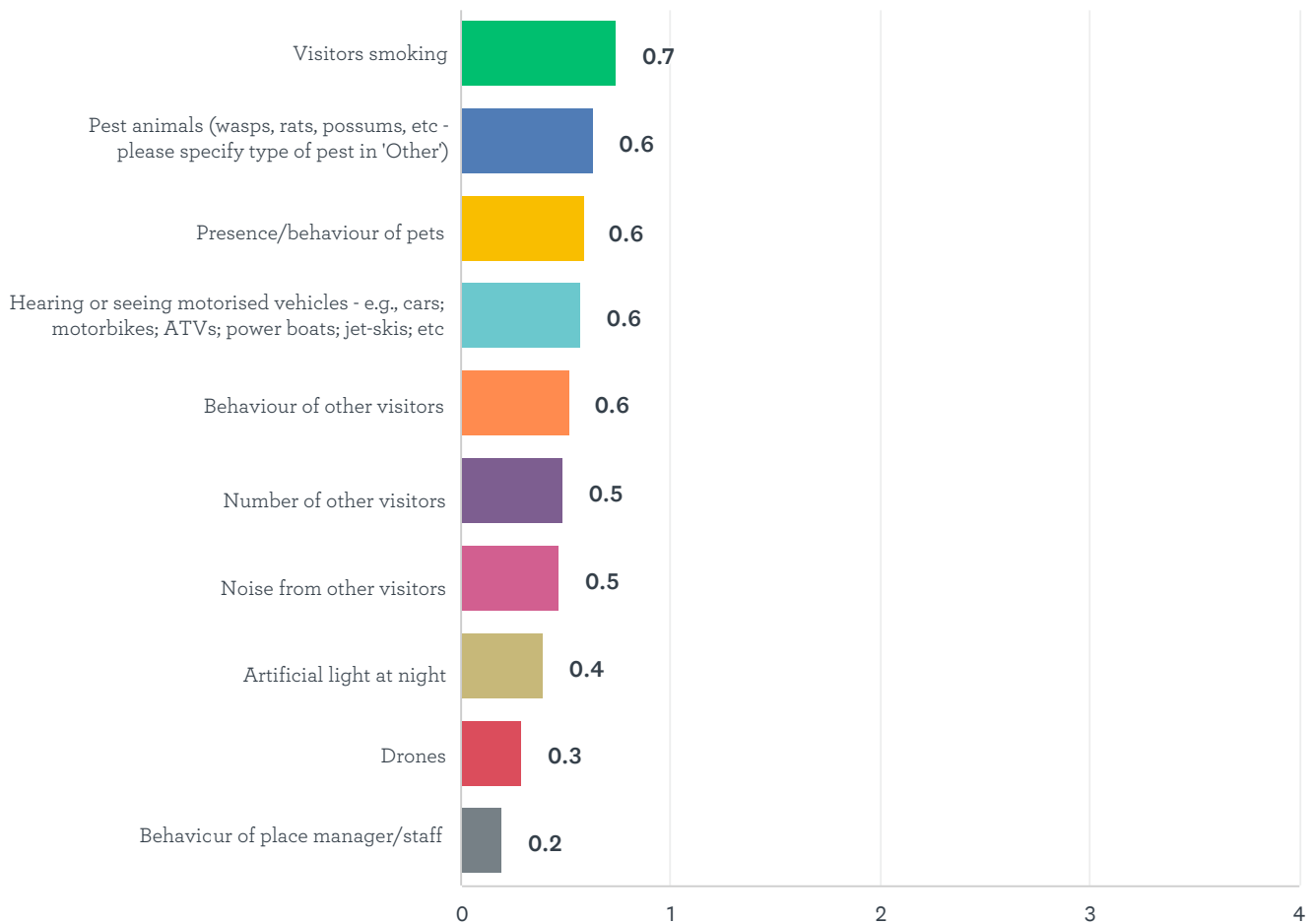
Answered: 415 Skipped: 287



|  | NOT AT ALL SATISFIED | SLIGHTLY SATISFIED | MODERATELY SATISFIED | VERY SATISFIED | EXTREMELY SATISFIED | NO OPINION/DID NOT USE | TOTAL |
|--|----------------------|--------------------|----------------------|----------------|---------------------|------------------------|-------|
| Dog/pet friendly   | 5.8%<br>24           | 2.9%<br>12         | 5.5%<br>23           | 10.4%<br>43    | 14.9%<br>62         | 60.5%<br>251           | 415   |
| Signs/signage - e.g., information panels; maps; travel distances/times; trail markers; etc | 7.0%<br>29           | 10.6%<br>44        | 23.9%<br>99          | 23.1%<br>96    | 15.2%<br>63         | 20.2%<br>84            | 415   |
| Building accessibility   | 6.3%<br>26           | 8.2%<br>34         | 12.5%<br>52          | 13.7%<br>57    | 11.3%<br>47         | 48.0%<br>199           | 415   |
| Accessible carparks  | 10.1%<br>42          | 9.6%<br>40         | 16.4%<br>68          | 19.3%<br>80    | 14.7%<br>61         | 29.9%<br>124           | 415   |
| Seating/tables   | 9.4%<br>39           | 8.2%<br>34         | 17.3%<br>72          | 18.6%<br>77    | 10.4%<br>43         | 36.1%<br>150           | 415   |
| Shelters   | 8.0%<br>33           | 6.5%<br>27         | 9.9%<br>41           | 10.8%<br>45    | 9.2%<br>38          | 55.7%<br>231           | 415   |
| Potable water supply/drinking water  | 8.7%<br>36           | 6.0%<br>25         | 9.4%<br>39           | 11.3%<br>47    | 8.9%<br>37          | 55.7%<br>231           | 415   |
| Service building accessibility   | 5.8%<br>24           | 4.3%<br>18         | 7.7%<br>32           | 7.0%<br>29     | 5.8%<br>24          | 69.4%<br>288           | 415   |
| Toilet accessibility   | 13.7%<br>57          | 9.9%<br>41         | 15.2%<br>63          | 14.7%<br>61    | 12.5%<br>52         | 34.0%<br>141           | 415   |
| Cleanliness/presentation of toilets  | 11.1%<br>46          | 10.4%<br>43        | 15.4%<br>64          | 13.0%<br>54    | 10.4%<br>43         | 39.8%<br>165           | 415   |
| Internet access  | 6.0%<br>25           | 4.3%<br>18         | 6.5%<br>27           | 8.0%<br>33     | 4.1%<br>17          | 71.1%<br>295           | 415   |
| Medical/emergency services   | 4.3%<br>18           | 3.9%<br>16         | 5.1%<br>21           | 5.3%<br>22     | 2.9%<br>12          | 78.6%<br>326           | 415   |
| Changing facility accessibility  | 11.8%<br>49          | 4.1%<br>17         | 6.5%<br>27           | 5.1%<br>21     | 5.1%<br>21          | 67.5%<br>280           | 415   |
| Power supply (230V)  | 5.1%<br>21           | 2.4%<br>10         | 4.1%<br>17           | 1.9%<br>8      | 1.7%<br>7           | 84.8%<br>352           | 415   |
| Rental equipment for people with disabilities  | 9.2%<br>38           | 2.4%<br>10         | 2.2%<br>9            | 1.9%<br>8      | 2.4%<br>10          | 81.9%<br>340           | 415   |

## Q41 (Thinking about your most recent outdoor recreation experience) Were you DISTURBED by ANY of the following?

Answered: 415 Skipped: 287

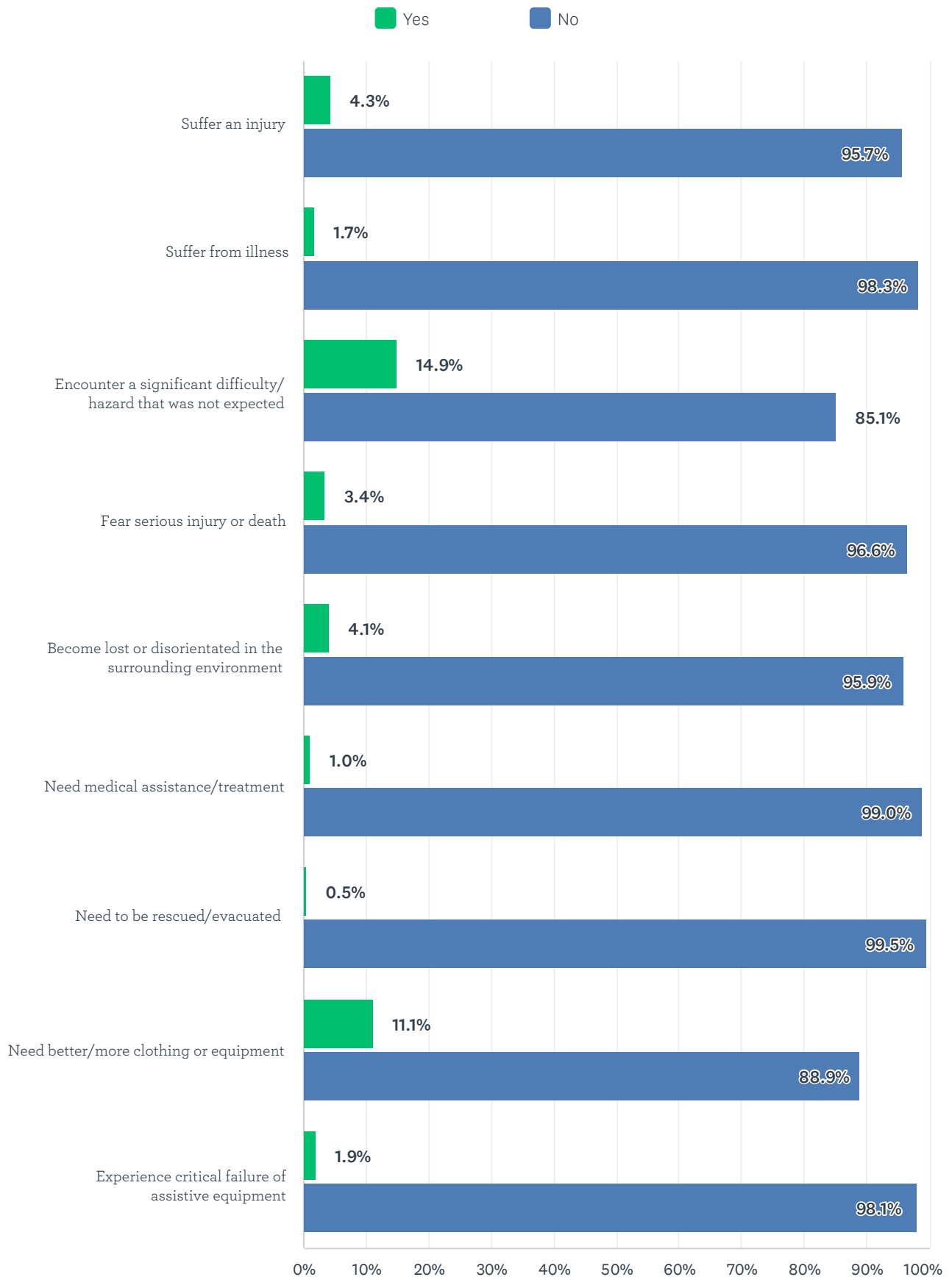


|   | DID NOT<br>DISTURB<br>ME AT<br>ALL | DISTURBED<br>ME<br>SLIGHTLY | DISTURBED<br>ME<br>MODERATELY | DISTURBED<br>ME A LOT | DISTURBED<br>ME TOTALLY | DID NOT<br>EXPERIENCE<br>THIS | TOTAL | WE<br>AVE |
|---|------------------------------------|-----------------------------|-------------------------------|-----------------------|-------------------------|-------------------------------|-------|-----------|
| Visitors smoking  | 25.8%<br>107                       | 5.3%<br>22                  | 3.4%<br>14                    | 2.2%<br>9             | 2.7%<br>11              | 60.7%<br>252                  | 415   |           |
| Pest animals<br>(wasps, rats,<br>possums, etc -<br>please specify type<br>of pest in 'Other')                   | 29.2%<br>121                       | 8.4%<br>35                  | 5.1%<br>21                    | 1.4%<br>6             | 1.2%<br>5               | 54.7%<br>227                  | 415   |           |
| Presence/behaviour<br>of pets   | 40.7%<br>169                       | 8.0%<br>33                  | 3.9%<br>16                    | 3.9%<br>16            | 1.9%<br>8               | 41.7%<br>173                  | 415   |           |
| Hearing or seeing<br>motorised vehicles<br>- e.g., cars;<br>motorbikes; ATVs;<br>power boats; jet-<br>skis; etc | 42.4%<br>176                       | 11.1%<br>46                 | 5.1%<br>21                    | 3.1%<br>13            | 1.4%<br>6               | 36.9%<br>153                  | 415   |           |
| Human impacts on<br>the environment   | 59.0%<br>23                        | 23.1%<br>9                  | 2.6%<br>1                     | 5.1%<br>2             | 2.6%<br>1               | 7.7%<br>3                     | 39    |           |
| Behaviour of other<br>visitors  | 53.5%<br>222                       | 13.5%<br>56                 | 7.2%<br>30                    | 2.7%<br>11            | 1.9%<br>8               | 21.2%<br>88                   | 415   |           |
| Number of other<br>visitors   | 55.9%<br>232                       | 15.7%<br>65                 | 6.7%<br>28                    | 2.4%<br>10            | 1.0%<br>4               | 18.3%<br>76                   | 415   |           |
| Noise from other<br>visitors  | 55.7%<br>231                       | 12.0%<br>50                 | 6.0%<br>25                    | 2.9%<br>12            | 1.0%<br>4               | 22.4%<br>93                   | 415   |           |
| Artificial light at<br>night  | 28.4%<br>118                       | 2.7%<br>11                  | 1.4%<br>6                     | 0.7%<br>3             | 1.4%<br>6               | 65.3%<br>271                  | 415   |           |
| Drones  | 30.8%<br>128                       | 1.9%<br>8                   | 2.4%<br>10                    | 1.0%<br>4             | 0.2%<br>1               | 63.6%<br>264                  | 415   |           |
| Behaviour of place<br>manager/staff   | 43.6%<br>181                       | 2.4%<br>10                  | 1.0%<br>4                     | 1.4%<br>6             | 0.2%<br>1               | 51.3%<br>213                  | 415   |           |



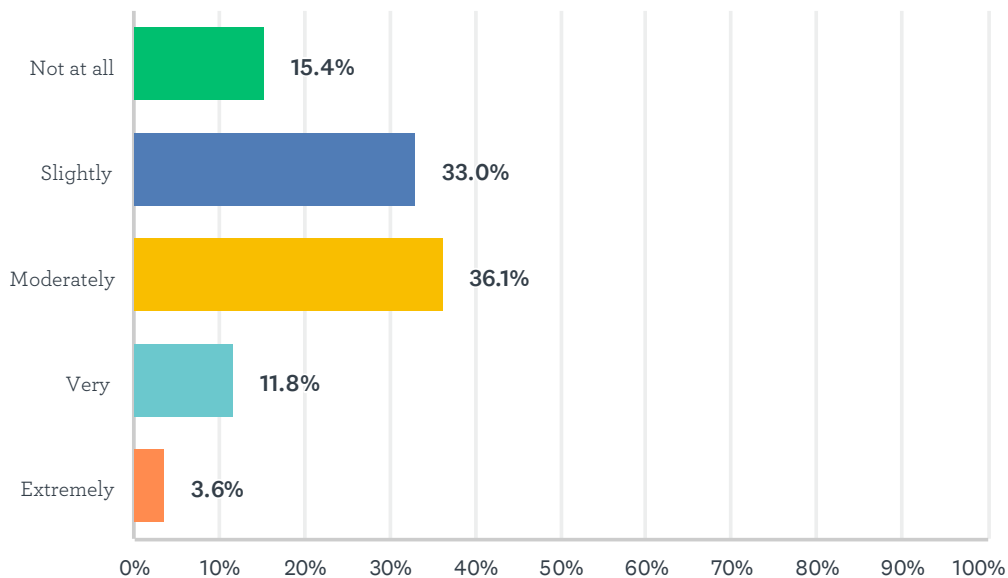
## Q42 (Thinking about your most recent outdoor recreation experience) Did you at any time DURING your VISIT:

Answered: 415 Skipped: 287



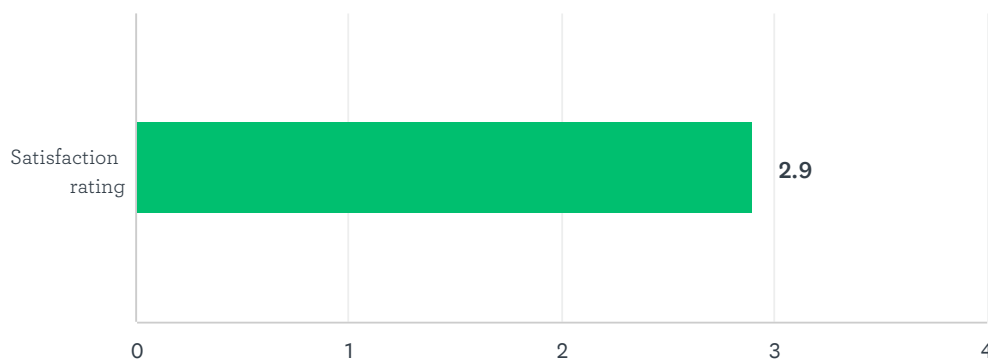
## Q44 (Thinking about your most recent outdoor recreation experience) OVERALL, how CHALLENGING was your experience for you?

Answered: 415 Skipped: 287



## Q45 (Thinking about your most recent outdoor recreation experience) OVERALL, how SATISFIED were you with your experience?

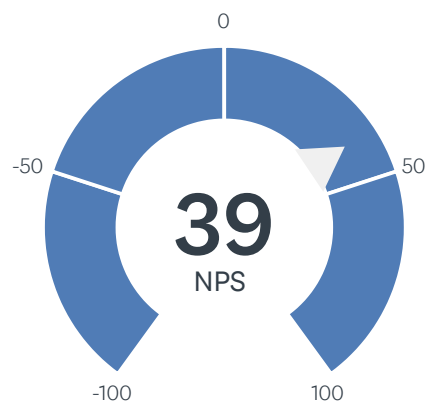
Answered: 415 Skipped: 287



|                     | NOT AT ALL SATISFIED | SLIGHTLY SATISFIED | MODERATELY SATISFIED | VERY SATISFIED | EXTREMELY SATISFIED | TOTAL | WEIGHTED AVERAGE |
|---------------------|----------------------|--------------------|----------------------|----------------|---------------------|-------|------------------|
| Satisfaction rating | 1.0%                 | 3.4%               | 23.4%                | 49.4%          | 22.9%               | 415   | 2.90             |
|                     | 4                    | 14                 | 97                   | 205            | 95                  |       |                  |

## Q46 How likely is it that you would recommend your most recent outdoor recreation place to a friend or colleague?

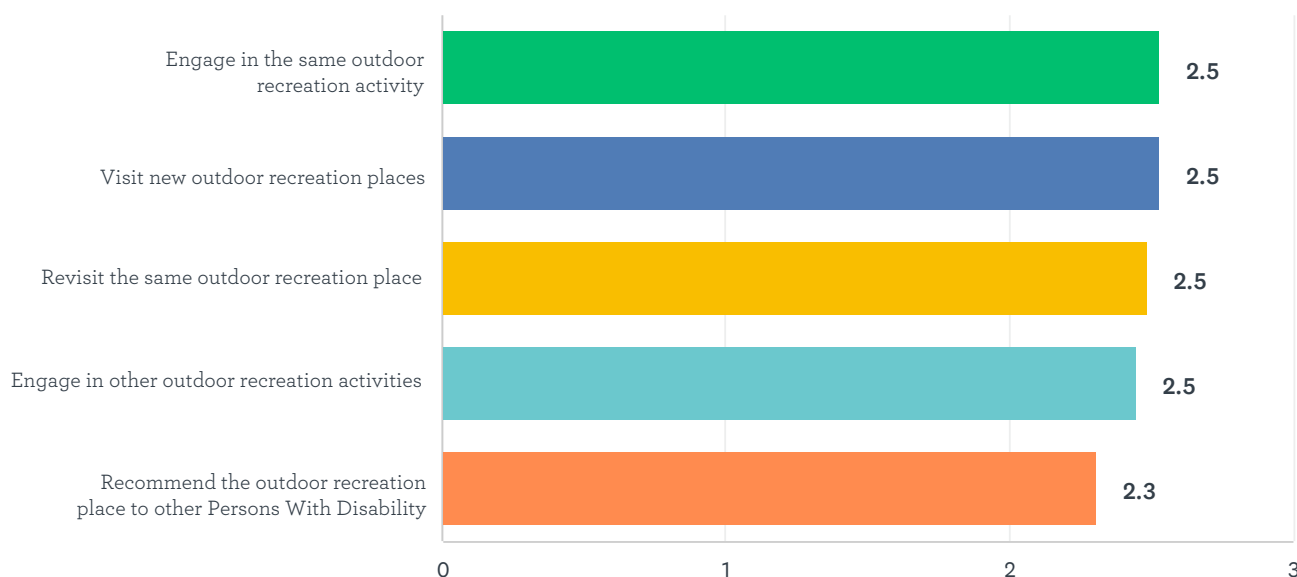
Answered: 415 Skipped: 287



| DETRACTORS (0-6) | PASSIVES (7-8) | PROMOTERS (9-10) | NET PROMOTER® SCORE |
|------------------|----------------|------------------|---------------------|
| 13%<br>56        | 34%<br>141     | 53%<br>218       | 39                  |

## Q47 (Thinking about your most RECENT outdoor recreation experience are you now MORE or LESS likely to:

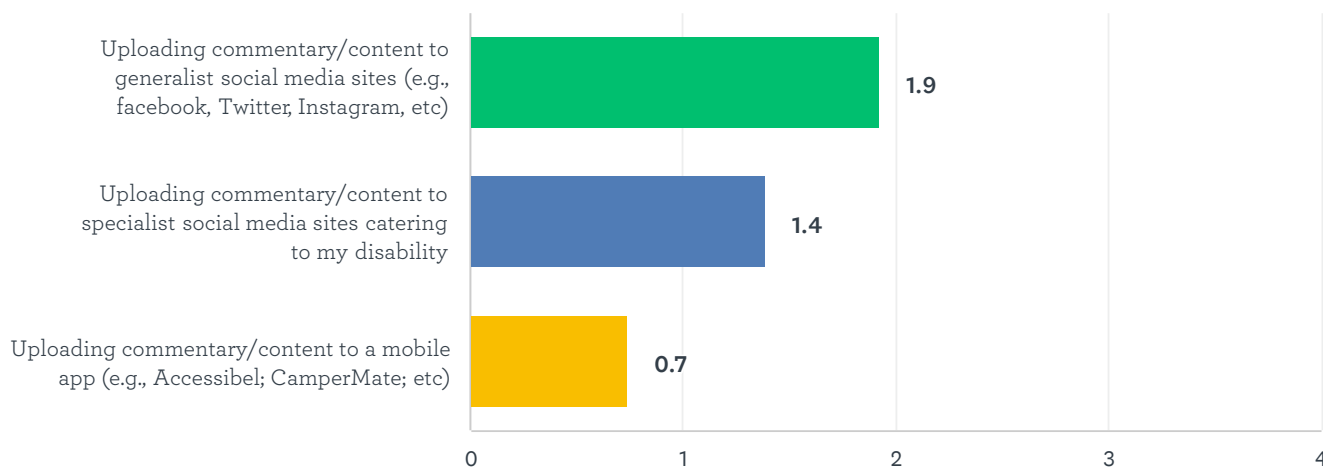
Answered: 517 Skipped: 185



|   | LESS LIKELY | NEITHER MORE NOR LESS LIKELY | MORE LIKELY  | TOTAL | WEIGHTED AVERAGE |
|---|-------------|------------------------------|--------------|-------|------------------|
| Engage in the same outdoor recreation activity                          | 4.6%<br>24  | 38.0%<br>197                 | 57.4%<br>298 | 519   | 2.53             |
| Visit new outdoor recreation places                                     | 3.5%<br>18  | 39.7%<br>206                 | 56.8%<br>295 | 519   | 2.53             |
| Revisit the same outdoor recreation place                               | 8.5%<br>44  | 33.7%<br>175                 | 57.8%<br>300 | 519   | 2.49             |
| Engage in other outdoor recreation activities                           | 4.8%<br>25  | 45.7%<br>237                 | 49.5%<br>257 | 519   | 2.45             |
| Recommend the outdoor recreation place to other Persons With Disability | 17.1%<br>89 | 34.9%<br>181                 | 48.0%<br>249 | 519   | 2.31             |

## Q48 (Thinking about your most recent outdoor recreation experience) How LIKELY is it that you will SHARE it with OTHERS by:

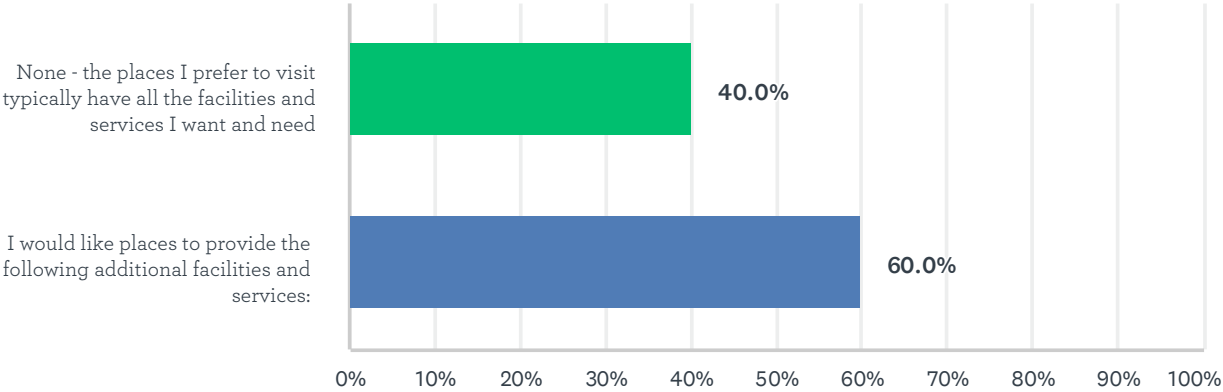
Answered: 517 Skipped: 185



|   | NOT<br>AT ALL<br>LIKELY | SLIGHTLY<br>LIKELY | MODERATELY<br>LIKELY | VERY<br>LIKELY | EXTREMELY<br>LIKELY | HAVE<br>DONE<br>THIS<br>ALREADY | WOULD<br>NEVER<br>DO<br>THIS | TOTAL | WE<br>AVE |
|---|-------------------------|--------------------|----------------------|----------------|---------------------|---------------------------------|------------------------------|-------|-----------|
| Uploading commentary/content to generalist social media sites (e.g., facebook, Twitter, Instagram, etc) | 29.0%<br>150            | 13.7%<br>71        | 15.1%<br>78          | 11.2%<br>58    | 7.7%<br>40          | 13.0%<br>67                     | 10.3%<br>53                  | 517   |           |
| Uploading commentary/content to specialist social media sites catering to my disability                 | 38.3%<br>198            | 14.9%<br>77        | 13.9%<br>72          | 8.7%<br>45     | 5.4%<br>28          | 6.2%<br>32                      | 12.6%<br>65                  | 517   |           |
| Uploading commentary/content to a mobile app (e.g., Accessibel; CamperMate; etc)                        | 51.3%<br>264            | 13.2%<br>68        | 9.3%<br>48           | 5.2%<br>27     | 2.1%<br>11          | 1.0%<br>5                       | 17.9%<br>92                  | 515   |           |

Q49 (Thinking about your future outdoor recreation locations) What **ADDITIONAL FACILITIES** and **SERVICES** would most improve your outdoor recreation experience?

Answered: 517 Skipped: 185



Appendix

Survey Instrument

## Outdoor Recreation Accessibility Survey 2024

Kia Ora! Welcome!

### **Thank you for taking the time to complete this survey on Outdoor Recreation Accessibility in Aotearoa New Zealand.**

Very little research has been done in Aotearoa New Zealand on the outdoor recreation wishes and experiences of people with disabilities and tāngata whaikaha Māori. As a result, providers of outdoor recreation spaces and opportunities lack the understanding needed to design and develop better services for people with disabilities.

This survey seeks to improve this understanding, and to achieve this it is essential that we hear directly from people with disabilities or their family/whānau/friends and support persons.

**You have been invited, on behalf of Recreation Aotearoa and the Department of Conservation, to participate in this survey. Please take this opportunity to share your thoughts and experiences relating to outdoor recreation. Your feedback will provide invaluable information that can be used to deliver better outdoor recreation spaces and opportunities for people with disabilities.**

#### **IMPORTANT INFORMATION**

- **Your survey responses will remain confidential at all times.**
- **If you are under 16 years of age and wish to participate in this survey, your responses **MUST** be entered on your behalf by your parent or legal guardian.**
- **The survey will take between 5 and 20 minutes to complete, depending upon your responses.**
- **To thank you for your time, completed surveys will be eligible to win a \$500 Visa Prezzy® card.**

**We hope you find the survey interesting and enjoyable.**

#### **SURVEY ACCESSIBILITY**

If you would like to participate in the survey over the phone, or require assistance to complete the survey, please contact Katie at Recreation Aotearoa: 027 359 4381 or [katie@nzrecreation.org.nz](mailto:katie@nzrecreation.org.nz).

People who are Deaf, hard of hearing, speech-impaired or deafblind are welcome to call Katie for assistance using [NZ Relay Services](#).

\* NOTE: For the purposes of consistency, and to align with the International Convention on the Rights of Persons with Disability, the Accessible Outdoors Working Group has adopted person-first identifiers - e.g., 'people with disabilities'. We acknowledge that others may prefer to express their identity using alternative terms. We welcome all people across Aotearoa with an impairment or disability to participate, no matter how they identify.

## Outdoor Recreation Accessibility Survey 2024

### Getting Started

**PLEASE NOTE: Before starting this survey, carefully read the following:**

1. All questions marked with an '\*' require an answer before you can advance to the next page;
2. Some questions require you to enter *multiple* answers before you can advance to the next page;
3. If you have to leave the survey at any point, just close your internet browser. Then when you are ready to finish the survey, just click on the link in the email we sent you, and it will return you to the last question you answered.

**TO WIN A \$500 VISA PREZZY® CARD**

To be eligible to win a \$500 Visa Prezzy® card, you must **FULLY** complete and **SUBMIT** the survey.

The winner of the \$500 Visa Prezzy® card will be drawn from all eligible entries. The draw will occur on or before 31 March 2024. The winner will be notified via email. Delivery instructions will be confirmed at that time.

(For more information, see the Prize Draw '[Terms and Conditions of Entry](#)')

**\* 1. Do you want to go in the DRAW for a \$500 Visa Prezzy® card?**

(NOTE: By selecting 'Yes', you are agreeing to be bound by the prize draw 'Terms and Conditions'. An email address is required solely to notify the winner of the prize draw; it will not be used for any other purpose.)

- ☐ Yes (Please enter a contact email address in the text box below)
- ☐ No

Contact email address:

**\* 2. Which statement BEST describes the PERSON completing this survey:**

- ☐ I am a Person With Disability, I am aged 16 years or older, and I am entering my own responses
- ☐ I am a Person With Disability, I am aged 16 years or older, and my responses are being entered for me by family/whānau/friend
- ☐ I am a Person With Disability, I am aged 16 years or older, and my responses are being entered for me by a support person
- ☐ I am family/whānau/friend legally authorised to enter responses on behalf of the Person With Disability
- ☐ I am a support person legally authorised to enter responses on behalf of the Person With Disability
- ☐ Other (please specify)



**PLEASE NOTE: The wording in this survey assumes the respondent is the person both reading the questions and entering the responses - i.e., questions use 'you'/'your'.**

**If in the previous question you indicated you are either 'family/whānau/friend' or 'support person' legally authorised to enter responses on behalf of the Person With Disability, please ensure that all responses are your best representation of how the Person With Disability answered the question, or how you believe they would answer if they were able to do so.**

## Outdoor Recreation Accessibility Survey 2024

### About You

**In this section, please tell us a little about yourself.**

**\* 3. What is your GENDER?**

- ☐ Male ☐ Another gender  
☐ Female ☐ Prefer not to say

**\* 4. What is your AGE?**

- ☐ Under 14 ☐ 35-39 ☐ 60-64  
☐ 14-17 ☐ 40-44 ☐ 65-69  
☐ 18-24 ☐ 45-49 ☐ 70-74  
☐ 25-29 ☐ 50-54 ☐ 75 or older  
☐ 30-34 ☐ 55-59

**\* 5. Which ETHNIC group/s do you belong to? (Select all that apply)**

- |   |  |   |
|---|--|---|
| <input type="checkbox"/> New Zealand European | <input type="checkbox"/> Fijian                | <input type="checkbox"/> Other Asian          |
| <input type="checkbox"/> Other European       | <input type="checkbox"/> Other Pacific peoples | <input type="checkbox"/> Middle Eastern       |
| <input type="checkbox"/> Māori                | <input type="checkbox"/> Southeast Asian       | <input type="checkbox"/> Latin American       |
| <input type="checkbox"/> Samoan               | <input type="checkbox"/> Chinese               | <input type="checkbox"/> African              |
| <input type="checkbox"/> Cook Islands         | <input type="checkbox"/> Indian                | <input type="checkbox"/> Other ethnicity      |
| <input type="checkbox"/> Tongan               | <input type="checkbox"/> Korean                | <input type="checkbox"/> Don't know           |
| <input type="checkbox"/> Tokelauan            | <input type="checkbox"/> Japanese              | <input type="checkbox"/> Prefer not to answer |

**6. What is your NATIONALITY?**

**7. Where do you LIVE/RESIDE? (please select from the dropdown menus)**

Major Urban Centres

Secondary Urban Centres

Minor Urban Centres

|                      |                      |                      |
|----------------------|----------------------|----------------------|
| <input type="text"/> | <input type="text"/> | <input type="text"/> |
|----------------------|----------------------|----------------------|

Other (please specify)

**\* 8. Do you have DIFFICULTY:**

|  | No - NO<br>difficulty | Yes -<br>SOME<br>difficulty | Yes - a<br>LOT of<br>difficulty | Can<br>NOT<br>do<br>at<br>all |
|--|-----------------------|-----------------------------|---------------------------------|-------------------------------|
| Seeing, even when wearing glasses or contact lenses?                 | <input type="radio"/> | <input type="radio"/>       | <input type="radio"/>           | <input type="radio"/>         |
| Hearing, even if using a hearing aid?                                | <input type="radio"/> | <input type="radio"/>       | <input type="radio"/>           | <input type="radio"/>         |
| Walking or climbing stairs/steps?                                    | <input type="radio"/> | <input type="radio"/>       | <input type="radio"/>           | <input type="radio"/>         |
| Holding, grasping or using objects with your hands?                  | <input type="radio"/> | <input type="radio"/>       | <input type="radio"/>           | <input type="radio"/>         |
| Remembering or concentrating?  | <input type="radio"/> | <input type="radio"/>       | <input type="radio"/>           | <input type="radio"/>         |
| Communicating - i.e., understanding or being understood by others    | <input type="radio"/> | <input type="radio"/>       | <input type="radio"/>           | <input type="radio"/>         |
| Other difficulty/impairment not listed above (please describe below) | <input type="radio"/> | <input type="radio"/>       | <input type="radio"/>           | <input type="radio"/>         |

Other difficulty (please describe)

**\* 9. Were you BORN with any of the difficulties you selected in the previous question?**

- ☐ Yes
- ☐ No

**\* 10. Do you engage in OUTDOOR recreation?**

- ☐ Yes
- ☐ No

**\* 11. Which, if any, of the following reasons PREVENT you from engaging in outdoor recreation? (Tick all that apply)**

- |  |  |
|--|--|
| <input type="checkbox"/> I do NOT want/like to engage in outdoor recreation                    | <input type="checkbox"/> Degree of preparation required                      |
| <input type="checkbox"/> Finding the information I need to plan my outdoor recreation activity | <input type="checkbox"/> Outdoor recreation equipment I require at the place |
| <input type="checkbox"/> Finding a place that is suitable for/caters to my disability          | <input type="checkbox"/> Lack of time  |
| <input type="checkbox"/> Distance to suitable places   | <input type="checkbox"/> Lack of money                                       |
| <input type="checkbox"/> Ease of access to suitable places - i.e., via land/water/air          | <input type="checkbox"/> Lack of transport                                   |
| <input type="checkbox"/> My lack of mobility   | <input type="checkbox"/> Lack of recreation companions/partners              |
| <input type="checkbox"/> Self-consciousness  | <input type="checkbox"/> Encountering too many people/crowds                 |
| <input type="checkbox"/> Anxiety   | <input type="checkbox"/> Attitudes of people without disabilities            |
| <input type="checkbox"/> Do not want to inconvenience others                                   |  |
| <input type="checkbox"/> Other (please specify)  |  |

## Outdoor Recreation Accessibility Survey 2024

### You and Your Outdoor Recreation

\* 12. (Thinking about recreating in the outdoors) **Do you RELY on any of the following devices to engage in outdoor recreation?** (Select all that apply)

- |  |  |
|--|--|
| <input type="checkbox"/> I do NOT rely on any devices    | <input type="checkbox"/> Assistive Listening Device (ALD) - hearing aid; cochlear implant; etc   |
| <input type="checkbox"/> Walking frame/crutches/sticks   | <input type="checkbox"/> Augmentative & Alternative Communication Device (AAC) - electronic communication board; speech generating device; etc |
| <input type="checkbox"/> Manually-propelled wheelchair   | <input type="checkbox"/> Ear defenders   |
| <input type="checkbox"/> Electrically-powered wheelchair | <input type="checkbox"/> Mobile device apps/guides   |
| <input type="checkbox"/> All-terrain buggy               | <input type="checkbox"/> Cane  |
| <input type="checkbox"/> All-terrain powerchair          | <input type="checkbox"/> Smart cane (audio navigation system)  |
| <input type="checkbox"/> Adaptive MTB bike               | <input type="checkbox"/> Smart eyewear (AR/VR)   |
| <input type="checkbox"/> Travel/portable hoist           | <input type="checkbox"/> GPS tracking device   |

Other (please specify)

\* 13. **How OFTEN do you engage in outdoor recreation?**

- |  |   |  |
|--|---|--|
| <input type="radio"/> Every day          | <input type="radio"/> 2-3 times per month | <input type="radio"/> 2-3 times per year |
| <input type="radio"/> 2-3 times per week | <input type="radio"/> Once per month      | <input type="radio"/> Once per year      |
| <input type="radio"/> Once per week      | <input type="radio"/> Once per 3 months   |  |

\* 14. **How much TIME do you prefer your outdoor recreation experiences to take?**

- |  |                                       |
|--|---------------------------------------|
| <input type="radio"/> Less than 30 minutes | <input type="radio"/> Full day        |
| <input type="radio"/> 30 minutes - 1 hour  | <input type="radio"/> Overnight       |
| <input type="radio"/> 1-3 hours            | <input type="radio"/> Multiple nights |
| <input type="radio"/> Half day             |                                       |

\* 15. (Thinking about recreating in the outdoors) **How much do you AGREE with the following statements?**

|  | Do NOT agree at<br>all | Agree slightly        | Agree<br>moderately   | Agree a lot           | Agree totally         |
|--|------------------------|-----------------------|-----------------------|-----------------------|-----------------------|
| I would like to engage in outdoor recreation MORE often                      | <input type="radio"/>  | <input type="radio"/> | <input type="radio"/> | <input type="radio"/> | <input type="radio"/> |
| I would like to engage in outdoor recreation LESS often                      | <input type="radio"/>  | <input type="radio"/> | <input type="radio"/> | <input type="radio"/> | <input type="radio"/> |
| I prefer to engage in outdoor recreation at places I have visited BEFORE     | <input type="radio"/>  | <input type="radio"/> | <input type="radio"/> | <input type="radio"/> | <input type="radio"/> |
| I prefer to engage in outdoor recreation at places I have NOT visited before | <input type="radio"/>  | <input type="radio"/> | <input type="radio"/> | <input type="radio"/> | <input type="radio"/> |
| I prefer to engage in outdoor recreation SOLO/ALONE if possible              | <input type="radio"/>  | <input type="radio"/> | <input type="radio"/> | <input type="radio"/> | <input type="radio"/> |
| I prefer to engage in outdoor recreation with OTHER people                   | <input type="radio"/>  | <input type="radio"/> | <input type="radio"/> | <input type="radio"/> | <input type="radio"/> |
| I prefer to engage in outdoor recreation with OTHER People With Disability   | <input type="radio"/>  | <input type="radio"/> | <input type="radio"/> | <input type="radio"/> | <input type="radio"/> |
| I prefer to engage in outdoor recreation with people WITHOUT disability      | <input type="radio"/>  | <input type="radio"/> | <input type="radio"/> | <input type="radio"/> | <input type="radio"/> |

\* 16. (Thinking about engaging in outdoor recreation) **How much do you AGREE with the following statements?**

|   | Do NOT agree at<br>all | Agree slightly        | Agree<br>moderately   | Agree a lot           | Agree totally         |
|---|------------------------|-----------------------|-----------------------|-----------------------|-----------------------|
| When planning on engaging in outdoor recreation I seek to ELIMINATE unexpected challenges | <input type="radio"/>  | <input type="radio"/> | <input type="radio"/> | <input type="radio"/> | <input type="radio"/> |
| When planning on engaging in outdoor recreation I want to ADAPT to unexpected challenges  | <input type="radio"/>  | <input type="radio"/> | <input type="radio"/> | <input type="radio"/> | <input type="radio"/> |
| When engaging in outdoor recreation I seek to AVOID risk                                  | <input type="radio"/>  | <input type="radio"/> | <input type="radio"/> | <input type="radio"/> | <input type="radio"/> |
| When engaging in outdoor recreation I want to ENCOUNTER some risk                         | <input type="radio"/>  | <input type="radio"/> | <input type="radio"/> | <input type="radio"/> | <input type="radio"/> |

**\* 17. (Thinking about recreating in the outdoors) How much to you AGREE with the following statements?**

|   | Do NOT agree at<br>all | Agree slightly        | Agree<br>moderately   | Agree a lot           | Agree totally         |
|---|------------------------|-----------------------|-----------------------|-----------------------|-----------------------|
| I am fully able to do all my own research to find/choose outdoor recreation places that are right for me  | <input type="radio"/>  | <input type="radio"/> | <input type="radio"/> | <input type="radio"/> | <input type="radio"/> |
| I rely completely on others to do research to find/choose outdoor recreation places that are right for me | <input type="radio"/>  | <input type="radio"/> | <input type="radio"/> | <input type="radio"/> | <input type="radio"/> |
| I am fully able to do all my own preparation for engaging in outdoor recreation                           | <input type="radio"/>  | <input type="radio"/> | <input type="radio"/> | <input type="radio"/> | <input type="radio"/> |
| I rely completely on others to do my preparation for engaging in outdoor recreation                       | <input type="radio"/>  | <input type="radio"/> | <input type="radio"/> | <input type="radio"/> | <input type="radio"/> |
| I am fully able to transport myself to outdoor recreation places  | <input type="radio"/>  | <input type="radio"/> | <input type="radio"/> | <input type="radio"/> | <input type="radio"/> |
| I rely completely on others to transport me to outdoor recreation places                                  | <input type="radio"/>  | <input type="radio"/> | <input type="radio"/> | <input type="radio"/> | <input type="radio"/> |
| I am fully able to engage in outdoor recreation solo/alone  | <input type="radio"/>  | <input type="radio"/> | <input type="radio"/> | <input type="radio"/> | <input type="radio"/> |
| I rely completely on others to support/supervise me when I engage in outdoor recreation                   | <input type="radio"/>  | <input type="radio"/> | <input type="radio"/> | <input type="radio"/> | <input type="radio"/> |
| My family always engages in outdoor recreation at places that are suitable for me                         | <input type="radio"/>  | <input type="radio"/> | <input type="radio"/> | <input type="radio"/> | <input type="radio"/> |
| I always engage in outdoor recreation at places locations that are suitable for the rest of my family     | <input type="radio"/>  | <input type="radio"/> | <input type="radio"/> | <input type="radio"/> | <input type="radio"/> |



\* 18. (Thinking about outdoor recreation locations) **How much to you AGREE with the following statements?**

|  | Do NOT agree at<br>all | Agree slightly        | Agree<br>moderately   | Agree a lot           | Agree totally         |
|--|------------------------|-----------------------|-----------------------|-----------------------|-----------------------|
| Information about outdoor recreation locations identified as 'Accessible' is always sufficient/complete                | <input type="radio"/>  | <input type="radio"/> | <input type="radio"/> | <input type="radio"/> | <input type="radio"/> |
| Information about outdoor recreation locations identified as 'Accessible' is always accurate/reliable/up-to-date       | <input type="radio"/>  | <input type="radio"/> | <input type="radio"/> | <input type="radio"/> | <input type="radio"/> |
| Outdoor recreation locations identified as 'Accessible' always provide infrastructure built to the accessible standard | <input type="radio"/>  | <input type="radio"/> | <input type="radio"/> | <input type="radio"/> | <input type="radio"/> |
| Outdoor recreation locations identified as 'Accessible' are always maintained to the required standard                 | <input type="radio"/>  | <input type="radio"/> | <input type="radio"/> | <input type="radio"/> | <input type="radio"/> |

\* 19. (Thinking about the sources of information you have *USED* to plan *PREVIOUS* outdoor recreation experiences) **Please RATE your level of TRUST in the following SOURCES of information:**

|  | Do NOT trust<br>at all | Trust slightly        | Trust<br>moderately   | Trust a lot           | Trust totally         | Never used            |
|--|------------------------|-----------------------|-----------------------|-----------------------|-----------------------|-----------------------|
| Family/whānau/friends  | <input type="radio"/>  | <input type="radio"/> | <input type="radio"/> | <input type="radio"/> | <input type="radio"/> | <input type="radio"/> |
| People I met who have engaged in outdoor recreation at the place   | <input type="radio"/>  | <input type="radio"/> | <input type="radio"/> | <input type="radio"/> | <input type="radio"/> | <input type="radio"/> |
| Generalist visitor information websites - e.g., DOC; Regional Tourism Organisations (RTOs); local councils; etc                      | <input type="radio"/>  | <input type="radio"/> | <input type="radio"/> | <input type="radio"/> | <input type="radio"/> | <input type="radio"/> |
| Specialist visitor information websites catering for my activity - e.g., MSC (New Zealand Mountain Safety Council); MetService;, etc | <input type="radio"/>  | <input type="radio"/> | <input type="radio"/> | <input type="radio"/> | <input type="radio"/> | <input type="radio"/> |
| Specialist visitor information websites catering for people with my disability   | <input type="radio"/>  | <input type="radio"/> | <input type="radio"/> | <input type="radio"/> | <input type="radio"/> | <input type="radio"/> |
| Mobile information apps (e.g., Accessible; CamperMate; etc)  | <input type="radio"/>  | <input type="radio"/> | <input type="radio"/> | <input type="radio"/> | <input type="radio"/> | <input type="radio"/> |
| Social media sites (e.g., Facebook; YouTube; Instagram; etc)   | <input type="radio"/>  | <input type="radio"/> | <input type="radio"/> | <input type="radio"/> | <input type="radio"/> | <input type="radio"/> |
| Visitor Information Centres  | <input type="radio"/>  | <input type="radio"/> | <input type="radio"/> | <input type="radio"/> | <input type="radio"/> | <input type="radio"/> |
| Guidebooks   | <input type="radio"/>  | <input type="radio"/> | <input type="radio"/> | <input type="radio"/> | <input type="radio"/> | <input type="radio"/> |
| Commercial tourism operators   | <input type="radio"/>  | <input type="radio"/> | <input type="radio"/> | <input type="radio"/> | <input type="radio"/> | <input type="radio"/> |

Other (please specify source and level of trust)

**\* 20. How IMPORTANT to you are the following SETTINGS when choosing an outdoor recreation PLACE?**

|   | NOT at all important  | Slightly important    | Moderately important  | Very important        | Totally important     |
|---|-----------------------|-----------------------|-----------------------|-----------------------|-----------------------|
| Ocean   | <input type="radio"/> | <input type="radio"/> | <input type="radio"/> | <input type="radio"/> | <input type="radio"/> |
| Beach   | <input type="radio"/> | <input type="radio"/> | <input type="radio"/> | <input type="radio"/> | <input type="radio"/> |
| River   | <input type="radio"/> | <input type="radio"/> | <input type="radio"/> | <input type="radio"/> | <input type="radio"/> |
| Lake  | <input type="radio"/> | <input type="radio"/> | <input type="radio"/> | <input type="radio"/> | <input type="radio"/> |
| Forest  | <input type="radio"/> | <input type="radio"/> | <input type="radio"/> | <input type="radio"/> | <input type="radio"/> |
| Mountain  | <input type="radio"/> | <input type="radio"/> | <input type="radio"/> | <input type="radio"/> | <input type="radio"/> |
| Urban/peri-urban -<br>i.e., in/close to urban<br>area                     | <input type="radio"/> | <input type="radio"/> | <input type="radio"/> | <input type="radio"/> | <input type="radio"/> |
| Rural/wilderness -<br>i.e., in the<br>countryside; national<br>park; etc  | <input type="radio"/> | <input type="radio"/> | <input type="radio"/> | <input type="radio"/> | <input type="radio"/> |
| Places of cultural<br>significance to me<br>i.e., marae and<br>papakāinga | <input type="radio"/> | <input type="radio"/> | <input type="radio"/> | <input type="radio"/> | <input type="radio"/> |

Other (please specify factor and degree of importance)

**\* 21. How IMPORTANT to you are the following FACTORS when choosing an outdoor recreation LOCATION?**

|   | NOT at all<br>important | Slightly<br>important | Moderately<br>important | Very important        | Totally important     |
|---|-------------------------|-----------------------|-------------------------|-----------------------|-----------------------|
| Highly popular - i.e.,<br>want many other<br>visitors to be present                                     | <input type="radio"/>   | <input type="radio"/> | <input type="radio"/>   | <input type="radio"/> | <input type="radio"/> |
| Road access - 2WD   | <input type="radio"/>   | <input type="radio"/> | <input type="radio"/>   | <input type="radio"/> | <input type="radio"/> |
| Road access -<br>AWD/4WD  | <input type="radio"/>   | <input type="radio"/> | <input type="radio"/>   | <input type="radio"/> | <input type="radio"/> |
| Public transport<br>service   | <input type="radio"/>   | <input type="radio"/> | <input type="radio"/>   | <input type="radio"/> | <input type="radio"/> |
| Location owner -<br>e.g., public<br>conservation land;<br>council reserve;<br>private; Iwi/hapū;<br>etc | <input type="radio"/>   | <input type="radio"/> | <input type="radio"/>   | <input type="radio"/> | <input type="radio"/> |
| Location manager -<br>e.g., DOC; district<br>council; business;<br>Iwi/hapū; etc                        | <input type="radio"/>   | <input type="radio"/> | <input type="radio"/>   | <input type="radio"/> | <input type="radio"/> |

Other (please specify factor and degree of importance)

**\* 22. How IMPORTANT to you are the following SERVICES and FACILITIES when choosing an outdoor recreation PLACE?**

|  | NOT at all important  | Slightly important    | Moderately important  | Very important        | Totally important     |
|--|-----------------------|-----------------------|-----------------------|-----------------------|-----------------------|
| Signs/signage - e.g., information panels; maps; travel distances/times; trail markers; etc           | <input type="radio"/> | <input type="radio"/> | <input type="radio"/> | <input type="radio"/> | <input type="radio"/> |
| Accessible carparks - i.e., extra wide; hard surface; flat/level                                     | <input type="radio"/> | <input type="radio"/> | <input type="radio"/> | <input type="radio"/> | <input type="radio"/> |
| Accessible toilets   | <input type="radio"/> | <input type="radio"/> | <input type="radio"/> | <input type="radio"/> | <input type="radio"/> |
| Accessible changing facilities   | <input type="radio"/> | <input type="radio"/> | <input type="radio"/> | <input type="radio"/> | <input type="radio"/> |
| Accessible service buildings - e.g., information centre; ticket office; storage facility; etc        | <input type="radio"/> | <input type="radio"/> | <input type="radio"/> | <input type="radio"/> | <input type="radio"/> |
| Potable water supply/drinking water  | <input type="radio"/> | <input type="radio"/> | <input type="radio"/> | <input type="radio"/> | <input type="radio"/> |
| Seating/tables   | <input type="radio"/> | <input type="radio"/> | <input type="radio"/> | <input type="radio"/> | <input type="radio"/> |
| Shelters   | <input type="radio"/> | <input type="radio"/> | <input type="radio"/> | <input type="radio"/> | <input type="radio"/> |
| Internet access  | <input type="radio"/> | <input type="radio"/> | <input type="radio"/> | <input type="radio"/> | <input type="radio"/> |
| Power supply (230V)  | <input type="radio"/> | <input type="radio"/> | <input type="radio"/> | <input type="radio"/> | <input type="radio"/> |
| Dog/pet friendly   | <input type="radio"/> | <input type="radio"/> | <input type="radio"/> | <input type="radio"/> | <input type="radio"/> |
| Availability of rental equipment suitable for my disability  | <input type="radio"/> | <input type="radio"/> | <input type="radio"/> | <input type="radio"/> | <input type="radio"/> |
| Distance to emergency services   | <input type="radio"/> | <input type="radio"/> | <input type="radio"/> | <input type="radio"/> | <input type="radio"/> |
| Accessibility to cultural practices i.e., mahi rongoā, collection of natural resources and materials | <input type="radio"/> | <input type="radio"/> | <input type="radio"/> | <input type="radio"/> | <input type="radio"/> |

Other (please specify facility or service and degree of importance)

**\* 23. How IMPORTANT to you are the following TRAIL/PATHWAY ATTRIBUTES when choosing an outdoor recreation LOCATION?**

|   | NOT at all important  | Slightly important    | Moderately important  | Very important        | Totally important     |
|---|-----------------------|-----------------------|-----------------------|-----------------------|-----------------------|
| Trail length  | <input type="radio"/> | <input type="radio"/> | <input type="radio"/> | <input type="radio"/> | <input type="radio"/> |
| Trail structures - e.g., barriers; gates; bridges; steps; fences; ditches; etc      | <input type="radio"/> | <input type="radio"/> | <input type="radio"/> | <input type="radio"/> | <input type="radio"/> |
| Trail surface   | <input type="radio"/> | <input type="radio"/> | <input type="radio"/> | <input type="radio"/> | <input type="radio"/> |
| Trail width   | <input type="radio"/> | <input type="radio"/> | <input type="radio"/> | <input type="radio"/> | <input type="radio"/> |
| Trail gradient - i.e., steepness of trail   | <input type="radio"/> | <input type="radio"/> | <input type="radio"/> | <input type="radio"/> | <input type="radio"/> |
| Trail camber/side slope - i.e., slope from one side of the trail to the other       | <input type="radio"/> | <input type="radio"/> | <input type="radio"/> | <input type="radio"/> | <input type="radio"/> |
| Trail corners - i.e., tightness of corners/switchbacks                              | <input type="radio"/> | <input type="radio"/> | <input type="radio"/> | <input type="radio"/> | <input type="radio"/> |
| Trail drainage - e.g., presence of surface water; puddles; cross-drains; etc        | <input type="radio"/> | <input type="radio"/> | <input type="radio"/> | <input type="radio"/> | <input type="radio"/> |
| Trail passing bays - i.e., places to turn around; allow people to pass; etc         | <input type="radio"/> | <input type="radio"/> | <input type="radio"/> | <input type="radio"/> | <input type="radio"/> |
| Trail seating - for resting; enjoying views; etc                                    | <input type="radio"/> | <input type="radio"/> | <input type="radio"/> | <input type="radio"/> | <input type="radio"/> |
| Multi-use/shared-use trail - i.e., trails shared by walkers/bikers/horse-riders/etc | <input type="radio"/> | <input type="radio"/> | <input type="radio"/> | <input type="radio"/> | <input type="radio"/> |

Other (please specify other trail factors and degree of importance)

**\* 24. (Thinking about your preferred outdoor recreation activity) How would you RATE your current level of SKILL?**

- ☐ No skills
 ☐ Intermediate
 ☐ Expert  
☐ Beginner
 ☐ Advanced
 ☐ Professional

**25. Have you engaged in the outdoor recreation in the PAST 12 WEEKS?**

- ☐ Yes  
☐ No

## Outdoor Recreation Accessibility Survey 2024

### Your Most Recent Outdoor Recreation Experience - Part I

**THANK YOU FOR COMPLETING THE SURVEY THIS FAR - YOU ARE PAST HALF WAY.**

**In this section, please tell us about your most recent outdoor recreation experience.**

**\* 26. Please IDENTIFY the PLACE where you engaged in the outdoor recreation experience you are sharing with us in this section.** *(If you are unsure/can't remember, enter 'Don't know')*

**\* 27. Had you visited/engaged in outdoor recreation at the place BEFORE your most recent visit?**

- ☐ Yes  
☐ No

**\* 28. (INCLUDING yourself) How many PEOPLE in TOTAL were in your outdoor recreation party/group?**

Number

TOTAL NUMBER OF PEOPLE

**\* 29. Which CATEGORY best describes your outdoor recreation PARTY/GROUP?**

- |   |  |                                       |
|---|--|---------------------------------------|
| <input type="radio"/> Solo/on my own                                      | <input type="radio"/> Multiple families (2 or more)    | <input type="radio"/> Education       |
| <input type="radio"/> Solo plus non-family/whānau caregiver               | <input type="radio"/> Friends                          | <input type="radio"/> Kaupapa centred |
| <input type="radio"/> Couple  | <input type="radio"/> Multiple Persons With Disability | <input type="radio"/> Conservation    |
| <input type="radio"/> Family/whānau - parent/s and children aged under 18 | <input type="radio"/> Commercial/guided                | <input type="radio"/> Work/business   |
| <input type="radio"/> Family - extended/whānau                            | <input type="radio"/> Club/society/association         |                                       |
| <input type="radio"/> Other (please specify)                              |  |                                       |

\* 30. (Thinking about your most recent outdoor recreation experience) **Was engaging in outdoor recreation the PRIMARY/MAIN purpose of your TRAVEL from where you currently live?**

☐ Yes

☐ No

\* 31. (On the day you engaged in outdoor recreation) **HOW did you TRAVEL to the place?**  
(Select all that apply)

☐ Private motor vehicle  
(car/motorcycle/campervan/RV/etc)

☐ Private watercraft (powerboat/yacht/kayak/etc)

☐ Rental motor  
vehicle (car/motorcycle/campervan/RV/etc)

☐ Bicycle (or other self-propelled vehicle)

☐ Walk

☐ Commercial service (shuttle/bus; ferry/water-taxi;  
aircraft; etc)

☐ Other (please specify)

32. (Thinking about your most recent outdoor recreation experience) **Which of the following SOURCES of information did you USE to support your outdoor recreation experience?**

☐ I did NOT use any sources of information/I had  
ALL the information I needed

☐ Mobile information apps - e.g., Accessibel;  
CamperMate; etc

☐ Family/whānau/friends

☐ Social media sites - e.g., Facebook; YouTube;  
Instagram; etc

☐ People I met who have recreated at the location

☐ Visitor Information Centres

☐ Generalist visitor information websites - e.g.,  
DOC; Regional Tourism Organisations (RTOs);  
local councils; etc

☐ Guidebooks

☐ Specialist visitor information websites catering  
for my activity

☐ Commercial tourism operators

☐ Specialist visitor information websites catering  
for people with my disability

☐ Other (please specify source)



\* 33. (Thinking about your most recent outdoor recreation experience) **What ACTIVITIES did you ENGAGE in during your outdoor recreation experience?** (Select all that apply)

☐ Scenic driving/touring
 ☐ Fishing
 ☐ Skiing/snowboarding

☐ Picnicking
 ☐ Mountain biking
 ☐ Horse riding/trekking

☐ Short trail journey (up to 3 hours duration)
 ☐ Road cycling
 ☐ Conservation volunteering

☐ Day trail journey (more than 3 hours duration)
 ☐ Boating/sailing
 ☐ Stargazing

☐ Overnight trail journey
 ☐ Kayaking/rafting
 ☐ Wildlife viewing

☐ Beach journey/beach combing
 ☐ Surfing
 ☐ Tohi/rites of passage

☐ Swimming
 ☐ Snorkelling/scuba diving
 ☐ Ngā mahi toi/the arts

☐ Hunting
 ☐ Mountaineering/climbing
 ☐ Mahi rongoā/traditional healing practices

☐ Other (please specify)

\* 34. (Thinking about your most recent outdoor recreation experience) **How much do you AGREE with the following STATEMENTS?**

|   | Do NOT<br>agree at<br>all | Agree<br>slightly     | Agree<br>moderately   | Agree a<br>lot        | Agree<br>totally      |
|---|---------------------------|-----------------------|-----------------------|-----------------------|-----------------------|
| I had ALL the information I needed to complete my outdoor recreation activity safely  | <input type="radio"/>     | <input type="radio"/> | <input type="radio"/> | <input type="radio"/> | <input type="radio"/> |
| I had ALL the skills I needed to complete my outdoor recreation activity safely   | <input type="radio"/>     | <input type="radio"/> | <input type="radio"/> | <input type="radio"/> | <input type="radio"/> |
| I had ALL the experience I needed to complete my outdoor recreation activity safely   | <input type="radio"/>     | <input type="radio"/> | <input type="radio"/> | <input type="radio"/> | <input type="radio"/> |
| I had ALL the physical fitness I needed to complete my outdoor recreation activity safely   | <input type="radio"/>     | <input type="radio"/> | <input type="radio"/> | <input type="radio"/> | <input type="radio"/> |
| I had ALL the equipment I needed to complete my outdoor recreation activity safely  | <input type="radio"/>     | <input type="radio"/> | <input type="radio"/> | <input type="radio"/> | <input type="radio"/> |
| I relied on my companions/other visitors to keep me safe during my outdoor recreation activity                                    | <input type="radio"/>     | <input type="radio"/> | <input type="radio"/> | <input type="radio"/> | <input type="radio"/> |
| I relied on the manager of the location (e.g., DOC; council; iwi/hapū; etc) to keep me safe during my outdoor recreation activity | <input type="radio"/>     | <input type="radio"/> | <input type="radio"/> | <input type="radio"/> | <input type="radio"/> |

\* 35. (Thinking about your most recent outdoor recreation experience) **How much do you AGREE with the following STATEMENTS?**

|   | Do NOT<br>agree at<br>all | Agree<br>slightly     | Agree<br>moderately   | Agree a<br>lot        | Agree<br>totally      | Does<br>NOT<br>apply to<br>me |
|---|---------------------------|-----------------------|-----------------------|-----------------------|-----------------------|-------------------------------|
| Engaging in outdoor recreation gave me quality time with my family/whānau/friends                   | <input type="radio"/>     | <input type="radio"/> | <input type="radio"/> | <input type="radio"/> | <input type="radio"/> | <input type="radio"/>         |
| Engaging in outdoor recreation rewarded me with new friends   | <input type="radio"/>     | <input type="radio"/> | <input type="radio"/> | <input type="radio"/> | <input type="radio"/> | <input type="radio"/>         |
| Engaging in outdoor recreation improved my preparation/skills                                       | <input type="radio"/>     | <input type="radio"/> | <input type="radio"/> | <input type="radio"/> | <input type="radio"/> | <input type="radio"/>         |
| My outdoor recreation place was a safe place for me to experience the outdoors                      | <input type="radio"/>     | <input type="radio"/> | <input type="radio"/> | <input type="radio"/> | <input type="radio"/> | <input type="radio"/>         |
| Engaging in outdoor recreation allowed me to experience natural soundscapes/tranquillity            | <input type="radio"/>     | <input type="radio"/> | <input type="radio"/> | <input type="radio"/> | <input type="radio"/> | <input type="radio"/>         |
| Engaging in outdoor recreation connected me with the natural history/nature of Aotearoa New Zealand | <input type="radio"/>     | <input type="radio"/> | <input type="radio"/> | <input type="radio"/> | <input type="radio"/> | <input type="radio"/>         |
| Engaging in outdoor recreation connected me with the human history of Aotearoa New Zealand          | <input type="radio"/>     | <input type="radio"/> | <input type="radio"/> | <input type="radio"/> | <input type="radio"/> | <input type="radio"/>         |
| Engaging in outdoor recreation connected me with te ao Māori  | <input type="radio"/>     | <input type="radio"/> | <input type="radio"/> | <input type="radio"/> | <input type="radio"/> | <input type="radio"/>         |

\* 36. (Thinking about your most recent outdoor recreation experience) **Please list the three (3) WORDS that best DESCRIBE your experience.**

1st Word

2nd Word

3rd Word

37. (Thinking about your most recent outdoor recreation experience) **What were the HIGHLIGHTS?** (Leave blank if you can't think of anything)

38. *(Thinking about your most recent outdoor recreation experience)* **What were the LOWLIGHTS?** *(Leave blank if you can't think of anything)*

## Outdoor Recreation Accessibility Survey 2024

### Your Most Recent Outdoor Recreation Experience - Part II

#### YOU ARE NEARLY FINISHED!

**In this section, please tell us a little more about your most recent outdoor recreation experience.**

**\* 39. (Thinking about the location of your most recent outdoor recreation experience) How much do you AGREE with the following STATEMENTS?**

|   | Do NOT<br>agree at<br>all | Agree<br>slightly     | Agree<br>moderately   | Agree a<br>lot        | Agree<br>totally      |
|---|---------------------------|-----------------------|-----------------------|-----------------------|-----------------------|
| The manager of the location (e.g., DOC; Council; iwi/hapū; etc) provided accurate and up-to-date information on conditions and facilities | <input type="radio"/>     | <input type="radio"/> | <input type="radio"/> | <input type="radio"/> | <input type="radio"/> |
| Facilities provided at the location were of a high standard (toilets; carparks; shelters; etc)  | <input type="radio"/>     | <input type="radio"/> | <input type="radio"/> | <input type="radio"/> | <input type="radio"/> |
| Facilities at the location were maintained to a high standard   | <input type="radio"/>     | <input type="radio"/> | <input type="radio"/> | <input type="radio"/> | <input type="radio"/> |
| Facilities at the location FULLY attended to my accessibility needs/requirements  | <input type="radio"/>     | <input type="radio"/> | <input type="radio"/> | <input type="radio"/> | <input type="radio"/> |
| I encountered no barriers at the location that prevented me from completing my outdoor recreation as planned                              | <input type="radio"/>     | <input type="radio"/> | <input type="radio"/> | <input type="radio"/> | <input type="radio"/> |
| I felt safe at all times while at the location  | <input type="radio"/>     | <input type="radio"/> | <input type="radio"/> | <input type="radio"/> | <input type="radio"/> |



\* 41. (Thinking about your most recent outdoor recreation experience) **Were you DISTURBED by ANY of the following?**

|   | Did NOT disturb me at all | Disturbed me slightly | Disturbed me moderately | Disturbed me a lot    | Disturbed me totally  | Did NOT experience this |
|---|---------------------------|-----------------------|-------------------------|-----------------------|-----------------------|-------------------------|
| Number of other visitors  | <input type="radio"/>     | <input type="radio"/> | <input type="radio"/>   | <input type="radio"/> | <input type="radio"/> | <input type="radio"/>   |
| Noise from other visitors   | <input type="radio"/>     | <input type="radio"/> | <input type="radio"/>   | <input type="radio"/> | <input type="radio"/> | <input type="radio"/>   |
| Behaviour of other visitors   | <input type="radio"/>     | <input type="radio"/> | <input type="radio"/>   | <input type="radio"/> | <input type="radio"/> | <input type="radio"/>   |
| Behaviour of place manager/staff  | <input type="radio"/>     | <input type="radio"/> | <input type="radio"/>   | <input type="radio"/> | <input type="radio"/> | <input type="radio"/>   |
| Hearing or seeing motorised vehicles - e.g., cars; motorbikes; ATVs; power boats; jet-skis; etc | <input type="radio"/>     | <input type="radio"/> | <input type="radio"/>   | <input type="radio"/> | <input type="radio"/> | <input type="radio"/>   |
| Drones  | <input type="radio"/>     | <input type="radio"/> | <input type="radio"/>   | <input type="radio"/> | <input type="radio"/> | <input type="radio"/>   |
| Artificial light at night   | <input type="radio"/>     | <input type="radio"/> | <input type="radio"/>   | <input type="radio"/> | <input type="radio"/> | <input type="radio"/>   |
| Visitors smoking  | <input type="radio"/>     | <input type="radio"/> | <input type="radio"/>   | <input type="radio"/> | <input type="radio"/> | <input type="radio"/>   |
| Presence/behaviour of pets  | <input type="radio"/>     | <input type="radio"/> | <input type="radio"/>   | <input type="radio"/> | <input type="radio"/> | <input type="radio"/>   |
| Pest animals (wasps, rats, possums, etc - please specify type of pest in 'Other')               | <input type="radio"/>     | <input type="radio"/> | <input type="radio"/>   | <input type="radio"/> | <input type="radio"/> | <input type="radio"/>   |

Other (please specify and rate disturbance)

\* 42. (Thinking about your most recent outdoor recreation experience) **Did you at any time DURING your VISIT:**

|   | Yes                   | No                    |
|---|-----------------------|-----------------------|
| Suffer an injury  | <input type="radio"/> | <input type="radio"/> |
| Suffer from illness   | <input type="radio"/> | <input type="radio"/> |
| Encounter a significant difficulty/hazard that was not expected | <input type="radio"/> | <input type="radio"/> |
| Fear serious injury or death                                    | <input type="radio"/> | <input type="radio"/> |
| Become lost or disorientated in the surrounding environment     | <input type="radio"/> | <input type="radio"/> |
| Need medical assistance/treatment                               | <input type="radio"/> | <input type="radio"/> |
| Need to be rescued/evacuated                                    | <input type="radio"/> | <input type="radio"/> |
| Need better/more clothing or equipment                          | <input type="radio"/> | <input type="radio"/> |
| Experience critical failure of assistive equipment              | <input type="radio"/> | <input type="radio"/> |

43. If you answered 'YES' to any option in the previous question, please describe in detail.

\* 44. (Thinking about your most recent outdoor recreation experience) **OVERALL, how CHALLENGING was your experience for you?**

- ☐ Not at all
- ☐ Moderately
- ☐ Extremely
- ☐ Slightly
- ☐ Very

\* 45. (Thinking about your most recent outdoor recreation experience) **OVERALL, how SATISFIED were you with your experience?**

|                     |                         |                       |                         |                       |                        |
|---------------------|-------------------------|-----------------------|-------------------------|-----------------------|------------------------|
|                     | NOT at all<br>satisfied | Slightly<br>satisfied | Moderately<br>satisfied | Very<br>satisfied     | Extremely<br>satisfied |
| Satisfaction rating | <input type="radio"/>   | <input type="radio"/> | <input type="radio"/>   | <input type="radio"/> | <input type="radio"/>  |

\* 46. How likely is it that you would recommend your most recent outdoor recreation place to a friend or colleague?

|                   |   |   |   |   |                  |   |   |   |   |    |
|-------------------|---|---|---|---|------------------|---|---|---|---|----|
| Not at all likely |   |   |   |   | Extremely likely |   |   |   |   |    |
| 0                 | 1 | 2 | 3 | 4 | 5                | 6 | 7 | 8 | 9 | 10 |

## Your Intentions

**In this section we are interested in how your most recent outdoor recreation experience might influence your choices in the future.**

|   | Less likely           | Neither more<br>nor less likely | More likely           |
|---|-----------------------|---------------------------------|-----------------------|
| Engage in the same outdoor recreation activity                          | <input type="radio"/> | <input type="radio"/>           | <input type="radio"/> |
| Engage in other outdoor recreation activities                           | <input type="radio"/> | <input type="radio"/>           | <input type="radio"/> |
| Revisit the same outdoor recreation place                               | <input type="radio"/> | <input type="radio"/>           | <input type="radio"/> |
| Visit new outdoor recreation places                                     | <input type="radio"/> | <input type="radio"/>           | <input type="radio"/> |
| Recommend the outdoor recreation place to other Persons With Disability | <input type="radio"/> | <input type="radio"/>           | <input type="radio"/> |

[illegible]



\* 49. *(Thinking about your future outdoor recreation locations)* **What ADDITIONAL FACILITIES and SERVICES would most improve your outdoor recreation experience?**

- ☐ None - the places I prefer to visit typically have all the facilities and services I want and need
- ☐ I would like places to provide the following additional facilities and services:

## Outdoor Recreation Accessibility Survey 2024

### Final Comments

**YOU HAVE FINISHED! THANK YOU.**

**Thank you again for taking the time to complete this Accessible Outdoor Recreation Survey.**

**Sharing your answers with us is invaluable for the future delivery of accessible outdoor recreation experiences.**

**We hope you found the survey interesting and enjoyable.**

**50. If you have any suggestions and/or comments about this survey, please share them with us below.**

**TO FINALISE YOUR SURVEY, PLEASE CLICK ON THE 'Submit Survey' BUTTON BELOW.**

Enquiries regarding this **survey** may be made to:  
Katie Owen  
Disability & Inclusion Programme Manager  
Recreation Aotearoa  
Email: [katie@nzrecreation.org.nz](mailto:katie@nzrecreation.org.nz)