

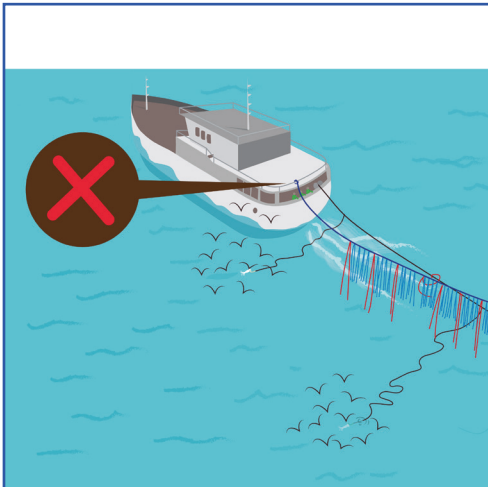


BIRD-SCARING LINE (TORI LINE)

**SOUTHERN
SEABIRDS**

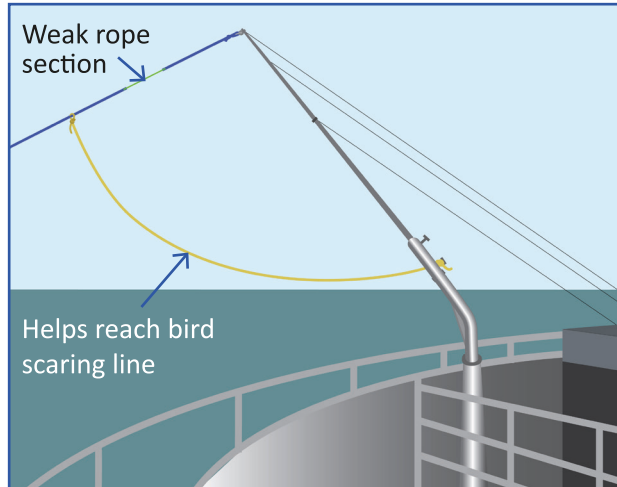


Bird scaring lines keep seabirds away from sinking baited hooks.

TORI POLE A tori pole holds the streamers above the baited hooks and prevents tangles with the fishing line.



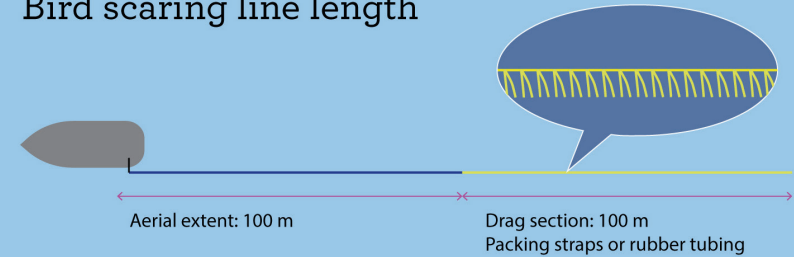
No tori pole means the bird scaring line will not protect the baited hooks and can tangle with the fishing line.



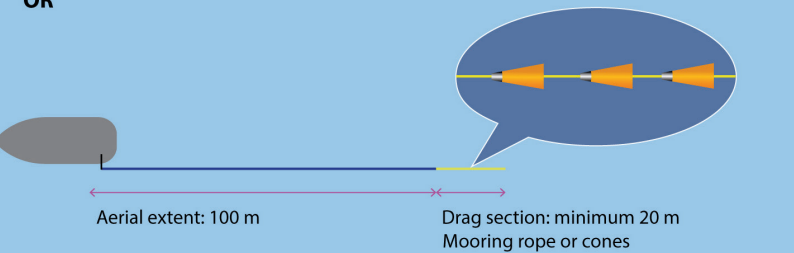
Tori pole. If bird scaring line tangles with fishing line, weak section of rope breaks.

BIRD SCARING LINE DESIGN

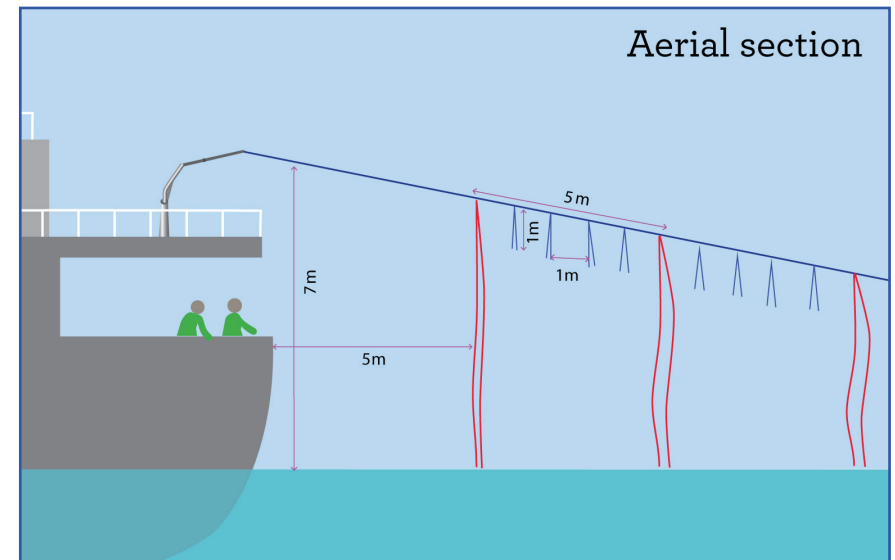
Bird scaring line length



OR

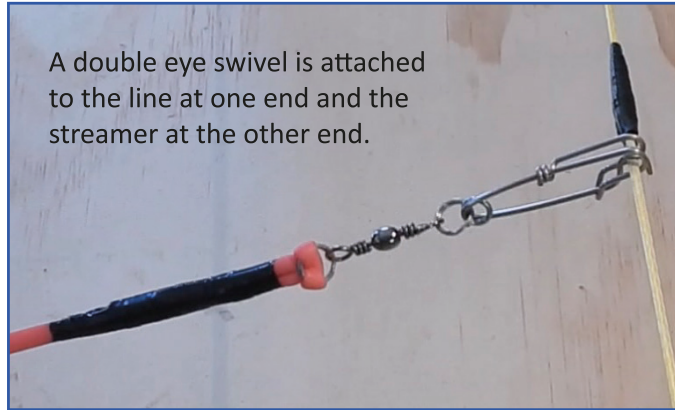


Aerial section




LONG STREAMERS

- Long streamers are flexible, bright coloured, ultra-violet (UV) protected tubing.
- They can be attached to the line with a double eye swivel so they don't tangle with the line.
- At least nineteen streamers are needed. The streamers reach the water.


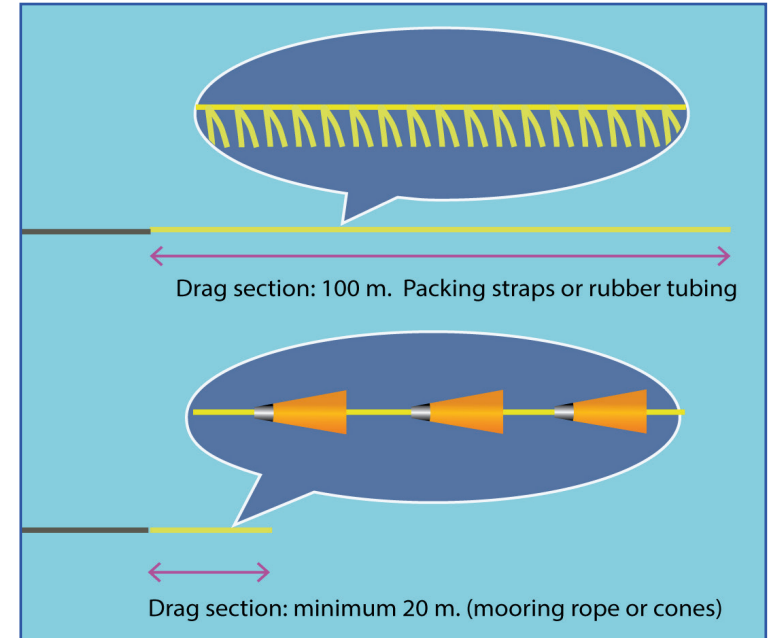


SHORT STREAMERS

- Short streamers make the bird scaring line easier for seabirds to see.
- They can be made of rubber tubing or packing straps.



IN-WATER (DRAG) SECTION



VIDEO

This video explains how to build a bird scaring line:
<https://www.youtube.com/watch?v=bsVTajXA0LA>