

# PREDATOR TRAPS

Doc series trapping systems



## Doc 150

Stoats

Rats

Hedgehogs



Department of  
Conservation  
*Te Papa Atawhai*

The Doc 150 has passed 'draft' NAWAC (National Animal Welfare Advisory Committee) guidelines as a humane kill trap for stoats, rats and hedgehogs. These setting instructions must be followed to meet these guidelines.

Treadle and hole in baffle  
must be aligned

Setting loop

Sear

Bait (egg or meat) on  
wood or nail pedestal

## Step one

Locating and screwing the trap in the tunnel:

- | Use size 6 x 25mm rust proof screws
- | Traps should be fixed with the treadle 5mm (approximately) from the side of the box and the baffle.
- | Baffles are optional for the DOC 150's only.

Top of trigger arm

Treadle

## Step two

Setting the trap:

- | Pull carefully on the wire setting loop with your hand. Continue past the top of the trigger arm, allowing the trigger arm to drop onto the treadle.
- | **SLOWLY** release pressure, allowing the bottom of the trigger arm to gently ride up treadle and catch on the sear.

# PREDATOR TRAPS

Doc series trapping systems



## Trap Purchase

Traps are available direct from the manufacturer, Curtis Metal Products.



| CMI Springs Ltd.  
T | 09 579 4089 F | 09 579 2595  
E | sales@cmisprings.co.nz  
A | 7A Carmount Place, Auckland

## Trap box Purchase

Traps in boxes can be purchased direct from Haines Pallet Co.

| Haines Pallet Co. Ltd.  
T | 04 568 6898 F | 04 5686480  
E | haines.pallets@xtra.co.nz  
A | 111 Hutt Park Road, Seaview.

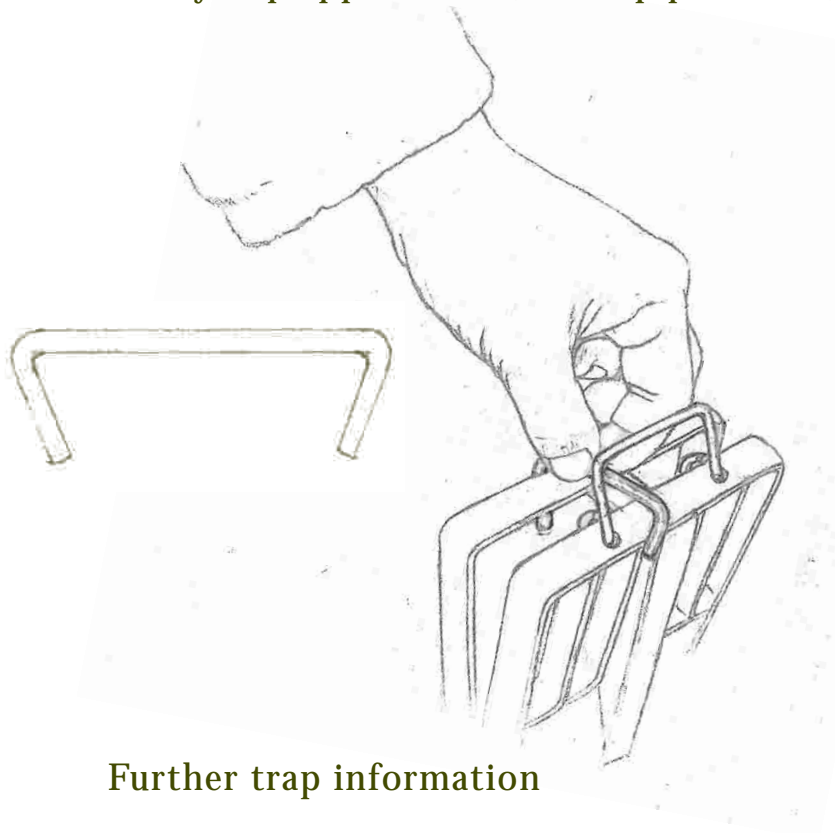
## Advice and contacts

Predator control advice, trap development contacts and feedback.



Department of Conservation  
*Te Papa Ataubai*

## Safety clip application (one clip per order)



| Darren Peters  
Department of Conservation  
National Predator Control  
Research Development & Improvement  
T | 04 471 3256 F | 04 471 3279  
E | dpeters@doc.govt.nz  
A | P.O. Box 10-420  
65 Victoria Street  
Wellington.

| Phil Waddington  
Trap Development  
T | 04 934 5201  
E | joyphill@paradise.net.nz  
A | 5 Collins Street, Petone.

Further trap information

[www.predatortraps.com](http://www.predatortraps.com)

# PREDATOR TRAPS

Doc series trapping systems



## Doc 150

Stoats  
Rats  
Hedgehogs



Department of Conservation  
*Te Papa Atawhai*

These Department of Conservation 'current best practice' tunnel designs must be used with DOC 150 traps. These tunnels are designed to exclude non target species, guide target species and provide public safety.

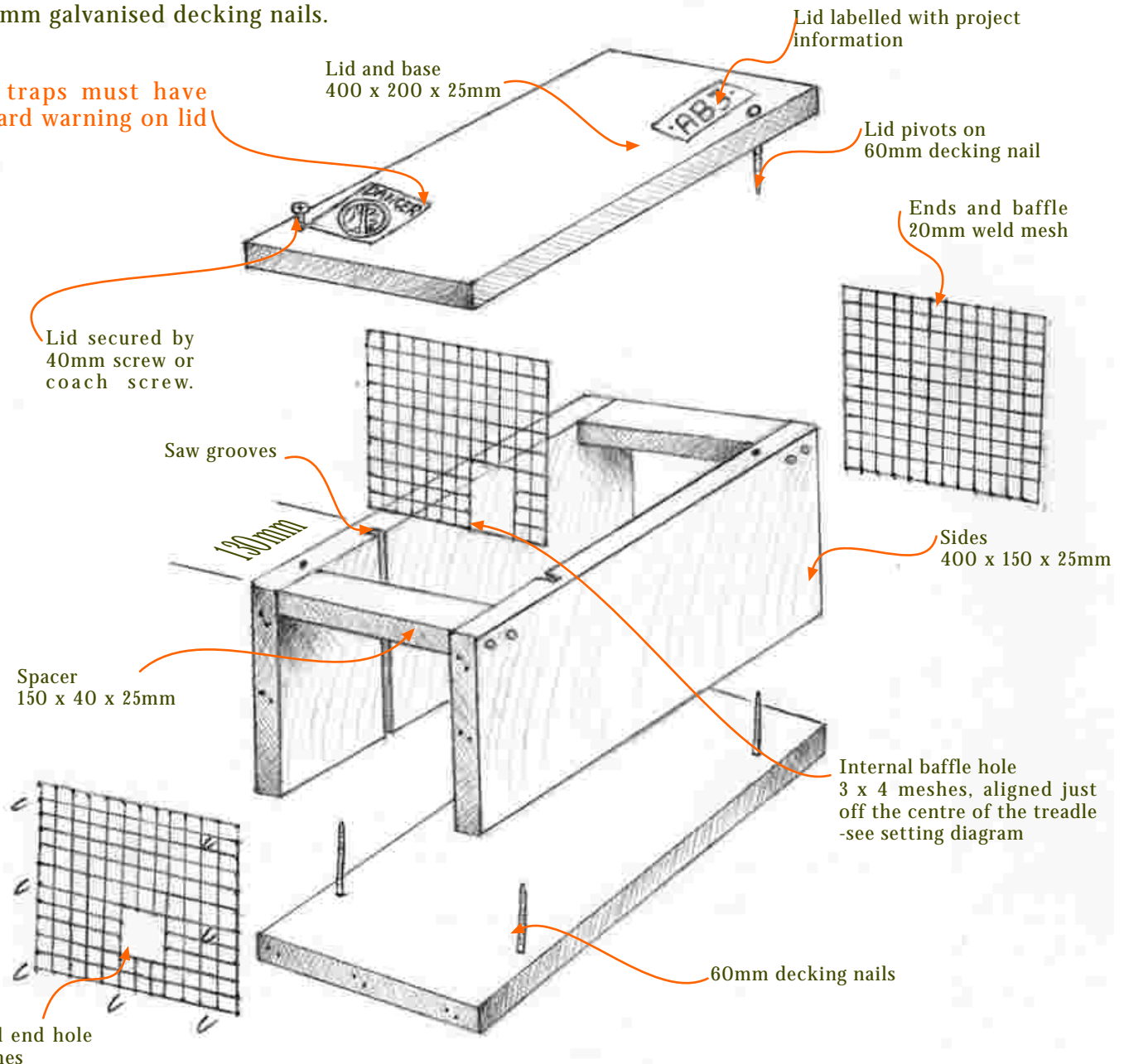
## Single set tunnel design.

In areas where weka are present, the tunnel length is 525mm, the distance from end mesh to the internal mesh increases from 130mm to 255mm.

### Materials

- ! All timber H4 treated radiata or similar.
- ! Ends and baffles 20mm galvanised weld mesh.
- ! 60mm galvanised decking nails.

All traps must have hazard warning on lid



Drawings, Phil Waddington

# PREDATOR TRAPS

Doc series trapping systems



## Doc 150

Stoats  
Rats  
Hedgehogs



Department of  
Conservation  
*Te Papa Atawhai*

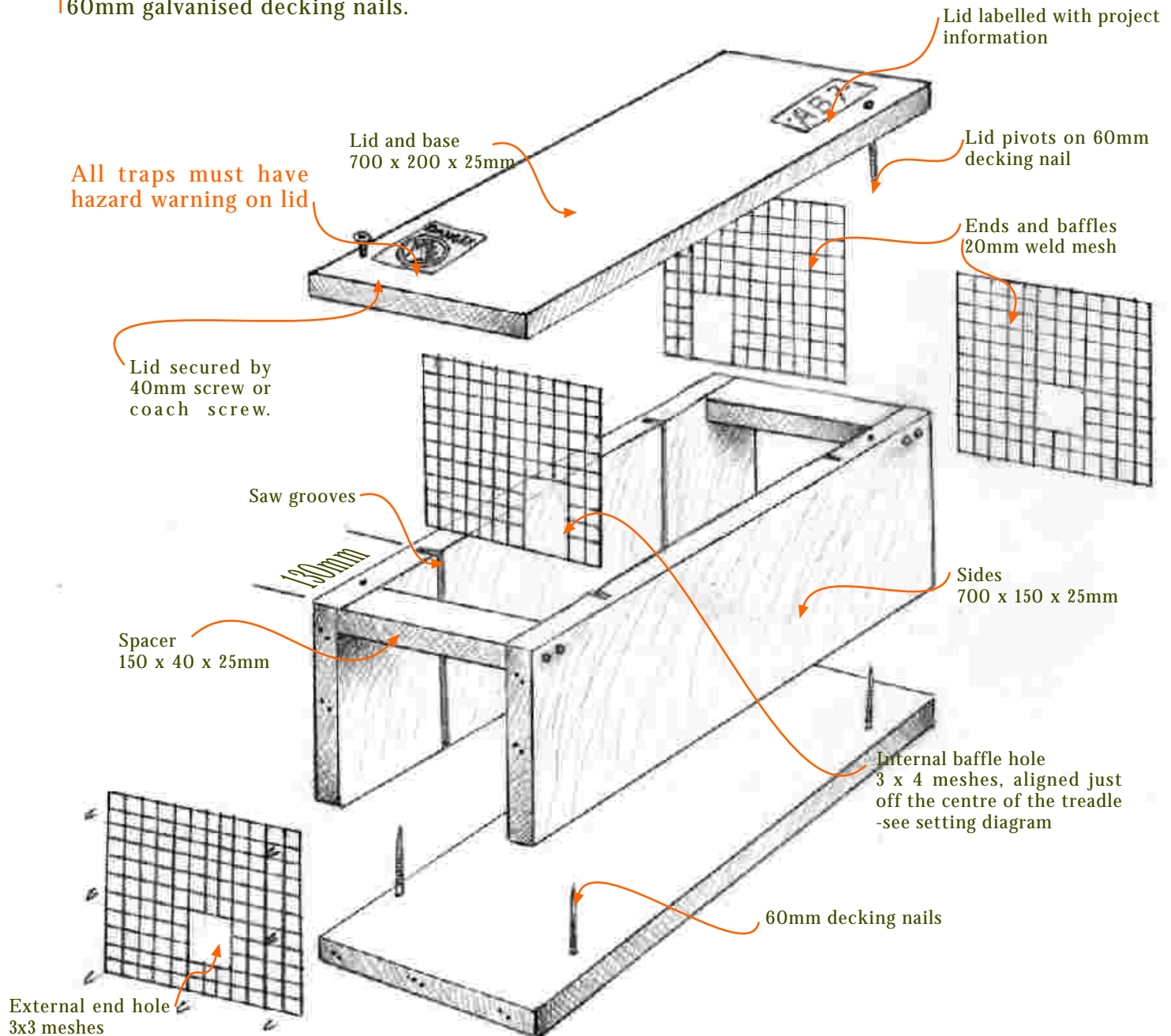
These Department of Conservation 'current best practice' tunnel designs must be used with DOC 150 traps. These tunnels are designed to exclude non target species, guide target species and provide public safety.

## Double set tunnel design.

In areas where weka are present, the tunnel length is 950mm, the distance from the end mesh to the internal mesh increases from 130mm to 255mm.

### Materials

- ! All timber H4 treated radiata or similar.
- ! Ends and baffles 20mm galvanised weld mesh.
- ! 60mm galvanised decking nails.



Drawings, Phil Waddington