

Accommodation

Lodges

This accommodation can be booked online at www.doc.govt.nz

Holdsworth Lodge, Tararua Forest Park

is found at Holdsworth road-end and is the main entrance on the eastern side of Tararua Forest Park. It sleeps 30 in platform style bunks, flush toilets and has electricity for cooking and lights.



Photo: Amanda Cosgrove

Cost \$15 per adult, \$5 per child

Waikuku Lodge, Aorangi Forest Park

is a former farmhouse. It sleeps up to 30 people in bunk accommodation. It is served with electricity and has hot showers.



Photo: Joe Hansen

Cost \$75 per night

Te Kopi Bach, Aorangi Forest Park

is made up of a cottage and two sleep-outs on the Cape Palliser Road near Putangirua Scenic Reserve (the Pinnacles). It sleeps up to 10 people (6 in cottage, 2x2 in sleep-outs). It has electricity, fully equipped kitchen and hot shower/bath.



Photo: Joe Hansen

Cost \$90 per night

For more details please refer to DOC Lodges, Cottages and Cabins brochure available at www.doc.govt.nz or from your nearest DOC visitor centre.

Camping

Campsite categories



Standard Campsites (ST) have a limited range of facilities and services. Toilets (usually of the composting or long drop variety), water supply (tap, stream, or lake) and vehicle access. Wood barbecues and fireplaces, picnic tables, a cooking shelter and rubbish bins may be available.

Basic Campsites (B) have very limited facilities so you need to be fully self-sufficient. There are basic toilets and water from a tank, stream or lake.

There is no booking system operating at the camp sites and it runs on first come first served basis.



Corner Creek Campsite. Photo: Craig Harrison

Camping care code



Be a careful camper and practice 'no trace' camping.

- Choose your campsite carefully; set up your camp on firm, high or sandy ground. Only camp in designated areas.
- Be tidy and always leave campsites clean. Take your rubbish with you if bins are not provided. Food scraps attract vermin.
- Use a cooker, fireplace or BBQ. Light fires only where permitted, collect dead wood and keep the fire small. Soak the fire with water before you go.
- Detergents, soap and toothpaste can harm aquatic and marine life. Use biodegradable products and wash in a container well away from the water.
- Always use toilets provided.
- Campgrounds are social places but everyone needs some rest and relaxation. Please respect the rights of others for quiet enjoyment of the outdoors.
- Pay your fees to help keep campsites available in the future.
- Always thoroughly clean your equipment before and after trips to minimise spreading weeds and diseases.
- Protect native plants and animals.

Toitu te whenua/leave the land undisturbed.

Huts



Hut categories

Serviced Huts (SV) have mattresses, water supply, toilets, hand-washing facilities and heating with fuel available. They may have cooking facilities with fuel and a warden.

Fees: Backcountry Hut Pass or \$15 adult (3x hut ticket) and \$5 youth (2 x hut ticket), children 0–10 years are free.

Standard Huts (ST) have mattresses, water supply and toilets. Wood heaters are provided at huts below the bush line.

Fees: Backcountry Hut Pass or \$5 adult (1x hut ticket) and \$2.50 youth (1x hut ticket), children 0–10 years are free.

Basic Huts (B) provide very basic shelter with limited facilities.

Fees: No charge.

Backcountry hut user charges







To stay in a backcountry hut on conservation land you will need to purchase a Backcountry Hut Pass or Hut tickets. Both are available for use at most Serviced and Standard huts.

	Backcountry Hut Pass	Hut tickets
Description	Valid for 6 or 12 months Some recreational groups qualify for discount	Purchase individually
Adults (18 and over)	\$60.00 or \$90.00	\$5.00
Youth (11–17)	\$30.00 or \$45.00	\$2.50
Children (0–10)	Free	Free






Backcountry hut passes are available at the DOC Wellington Visitor Centre and most DOC offices. Visit www.doc.govt.nz for more information.







Conservation Huts in the Wairarapa



NAME	CAT							MAP*	COORDINATES EASTING	COORDINATES NORTHING
Tararua Forest Park										
Alpha Hut	ST	22	N	Y	N	Y	N	BP33	1791966	5460314
Arete Forks Hut	ST	6	N	Y	N	Y	N	BN34	1807273	5484551
Atiwhakatu Hut	ST	12	N	Y	Y	Y	N	BN34	1806817	5472972
Blue Range Hut	ST	4	N	Y	N	Y	N	BN34	1812491	5481135
Carkeek Hut	ST	6	N	Y	N	Y	N	BN33	1802188	5481767
Cattle Ridge Hut	ST	5	N	N	N	Y	N	BN34	1811423	5488214
Cone Hut	B	5	N	Y	Y	Y	N	BP33	1797282	5460082
Cow Creek Hut	ST	6	N	Y	N	Y	N	BN34	1810208	5483052
Dorset Ridge Hut	ST	6	N	Y	N	Y	N	BN34	1804334	5479786
Dundas Hut	ST	6	N	N	N	Y	N	BN34	1808354	5489711
Herepai Hut	ST	10	N	Y	N	Y	N	BN34	1813195	5492359
Jumbo Hut	SV	20	Y	Y	N	Y	N	BP34	1805685	5474583
McGregor Bivvy	B	2	N	N	N	Y	N	BP33	1803285	5477084



NAME	CAT							MAP*	COORDINATES EASTING	COORDINATES NORTHING
Tararua Forest Park										
Mid King Bivvy	B	2	N	N	N	Y	N	BP34	1806485	5477584
Mid Waiohine Hut	ST	6	N	Y	Y	Y	N	BP33	1800695	5472483
Mitre Flats Hut	SV	14	Y	Y	N	Y	N	BP34	1809016	5477094
Neill Forks Hut	ST	6	N	Y	N	Y	N	BP33	1798370	5466040
North Mangahao Bivvy	B	2	N	N	N	Y	N	BN34	1819689	5508590
Powell Hut	SV	32	Y	Y	N	Y	N	BP34	1804260	5471203
Roaring Stag Hut	ST	12	N	Y	N	Y	N	BN34	1813202	5488093
Sayers Hut	ST	6	N	Y	N	Y	N	BP33	1801583	5464482
Tarn Ridge Hut	ST	16	N	Y	N	Y	N	BN34	1805485	5481585
Totara Flats Hut	SV	26	Y	Y	N	Y	N	BP33	1802321	5465947
Tutuwai Hut	SV	20	Y	Y	N	Y	N	BP33	1795531	5457523

	Bunks		Cookers		Heating
	Open fire		Matrasses		Lighting

* Grid coordinates apply to Map series Topo50 NZTM



Blue Range Hut. Photo: Mikis van Geffen



Mitre Flats Hut

NAME	CAT	MAP*	COORDINATES		MAP*	EASTING	NORTHING
			EASTING	NORTHING			
Rimutaka Forest Park							
Waiorongomai Hut	B	4	N	BQ32	1776477	5430584	
Wharepapa Hut	B	5	N	BQ32	1773676	5422985	
Aorangi Forest Park							
Averills Hut (Bivvy)	B	2	N	BQ33	1795772	5409680	
Kawakawa Hut	ST	6	N	BR33	1791338	5399778	
Mangatootoe Hut	ST	6	N	BR33	1789409	5395470	
Ngapotiki Hut	ST	15	N	BR33	1795968	5393380	
Pararaki Hut	ST	6	N	BR33	1792271	5402881	
Sutherlands Hut	ST	7	N	BQ33	1794773	5410080	
Tauanui Hut	ST	6	N	BQ33	1792727	5415632	
Washpool Hut	ST	6	N	BR33	1791372	5405681	

* Grid coordinates apply to Map series Topo50 NZTM



Powell Hut. Photo: Amanda Cosgrove

Shelters

There are two shelters in the Tararua Forest Park which can be used for shelter or as a turn-around point on day walks. These are:

Mountain House shelter

Located on Gentle Annie track, accessed from Holdsworth road-end, Tararua Forest Park.

Smith Creek shelter

Located on walk up Tauherenikau River Valley, accessed from Kaitoke road-end, Tararua Forest Park.



Photo: Mikis van Geffen

Care for the environment

- Protect native plants and animals
- Stay on tracks
- Use toilets provided
- Take all your rubbish with you, and pick up any you come across
- Light fires only when permitted. Use only dead, dry wood
- Leave huts and campsites clean and tidy - as you would like to find them
- Share the outdoors - be considerate of others
- Clean your gear and equipment thoroughly before and after trips to minimise the spread of weeds and diseases
- Unless specified, water is not treated. You may wish to boil or treat it before drinking
- Respect historic and cultural heritage



Toitu te whenua/Leave the land undisturbed

