

PREDATOR TRAPS

Doc series trapping systems



Doc 200

Stoats

Rats

Hedgehogs



CURTIS
SPRINGS



Department of
Conservation
Te Papa Atawhai

The Doc 200 has passed 'draft' NAWAC (National Animal Welfare Advisory Committee) guidelines as a humane kill trap for stoats, rats and hedgehogs. These setting instructions must be followed to meet these guidelines.

Treadle and hole in baffle must be aligned

Setting loop

Sear

Step one

Locating and screwing the trap in the tunnel:

- | Use size 6 x 25mm rust proof screws
- | Traps should be fixed with the treadle 5mm (approximately) from the side of the box and the baffle.

Bait (egg or meat) on wood or nail pedestal

Top of trigger arm

Treadle

Step two

Setting the trap:

- | Pull carefully on the wire setting loop with your hand. Continue past the top of the trigger arm, allowing the trigger arm to drop onto the treadle.
- | **SLOWLY** release pressure, allowing the bottom of the trigger arm to gently ride up treadle and catch on the sear.

PREDATOR TRAPS

Doc series trapping systems



Trap Purchase

Traps are available direct from the manufacturer, Curtis Metal Products.



| Curtis Metal Products Ltd.
T| 09 270 3335 F| 09 270 3338
E| hugh.lynch@curtissprings.com
A| PO Box 22-131, Otahuhu.

Trap box Purchase

Traps in boxes can be purchased direct from Haines Pallet Co.

| Haines Pallet Co. Ltd.
T| 04 568 6898 F| 04 5686480
E| haines.pallets@paradise.net.nz
A| 111 Hutt Park Road, Seaview.

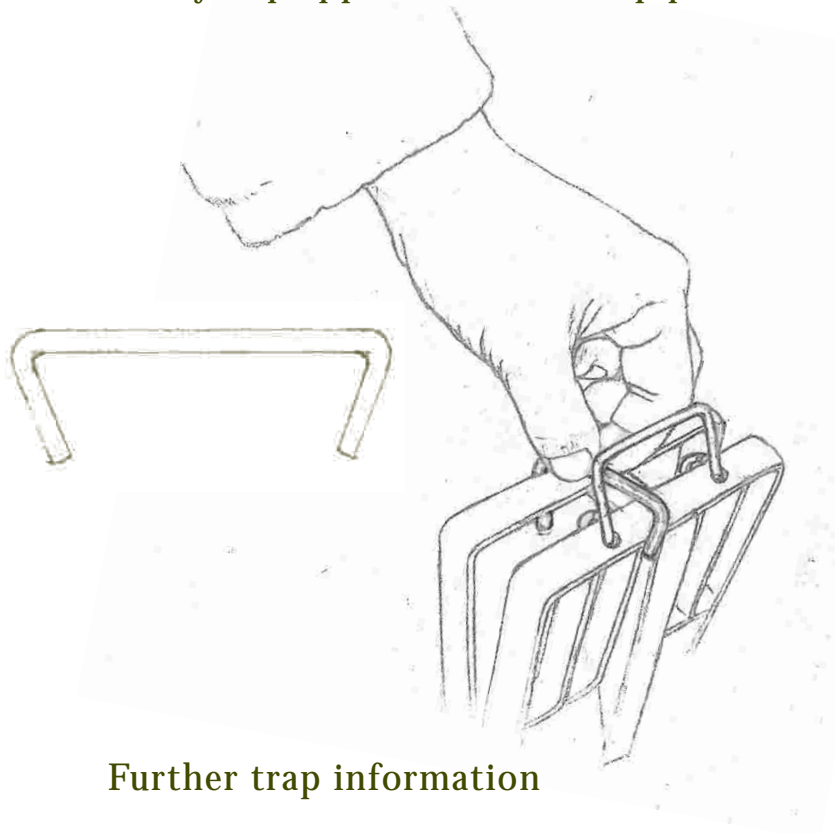
Advice and contacts

Predator control advice, trap development contacts and feedback.



Department of Conservation
Te Papa Ataubai

Safety clip application (one clip per order)



| Darren Peters
Department of Conservation
National Predator Control
Research Development & Improvement
T| 04 471 3256 F| 04 471 3279
E| dpeters@doc.govt.nz
A| P.O. Box 10-420
65 Victoria Street
Wellington.

| Phil Waddington
Trap Development
T| 04 934 5201
E| joyphill@paradise.net.nz
A| 5 Collins Street, Petone.

Further trap information

www.predatortraps.com

PREDATOR TRAPS

Doc series trapping systems



Doc 200

Stoats
Rats
Hedgehogs



CURTIS
SPRINGS



Department of
Conservation
Te Papa Atawhai

These Department of Conservation 'current best practice' tunnel designs must be used with DOC 200 traps. These tunnels are designed to exclude non target species, guide target species and provide public safety.

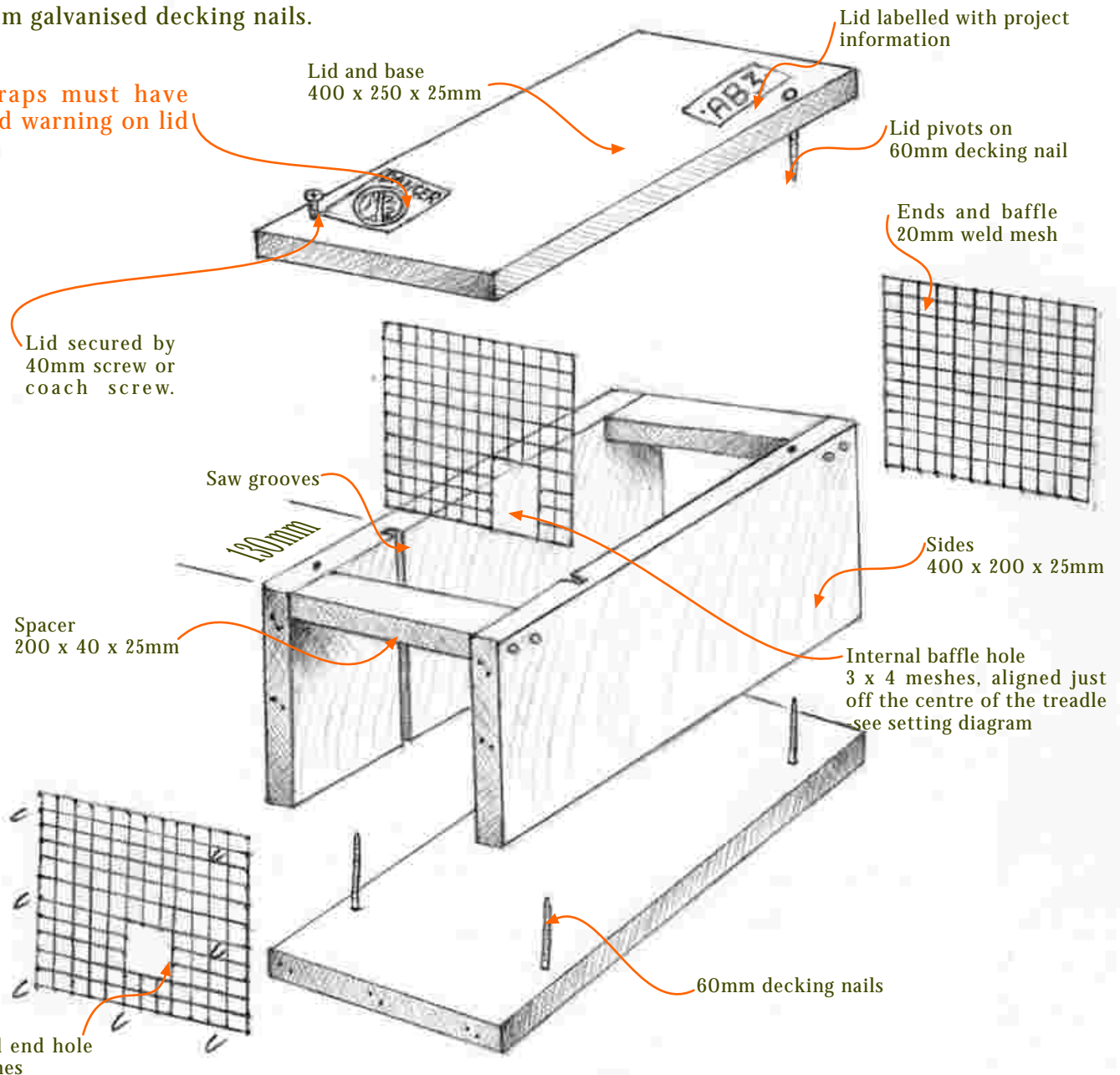
Single set tunnel design.

In areas where weka are present, the tunnel length is 525mm, the distance from the end mesh to the internal mesh increases from 130mm to 255mm.

Materials

- !All timber H4 treated radiata or similar.
- !Ends and baffles 20mm galvanised weld mesh.
- !60mm galvanised decking nails.

All traps must have hazard warning on lid



PREDATOR TRAPS

Doc series trapping systems



Doc 200

Stoats
Rats
Hedgehogs



CURTIS
SPRINGS



Department of
Conservation
Te Papa Atawhai

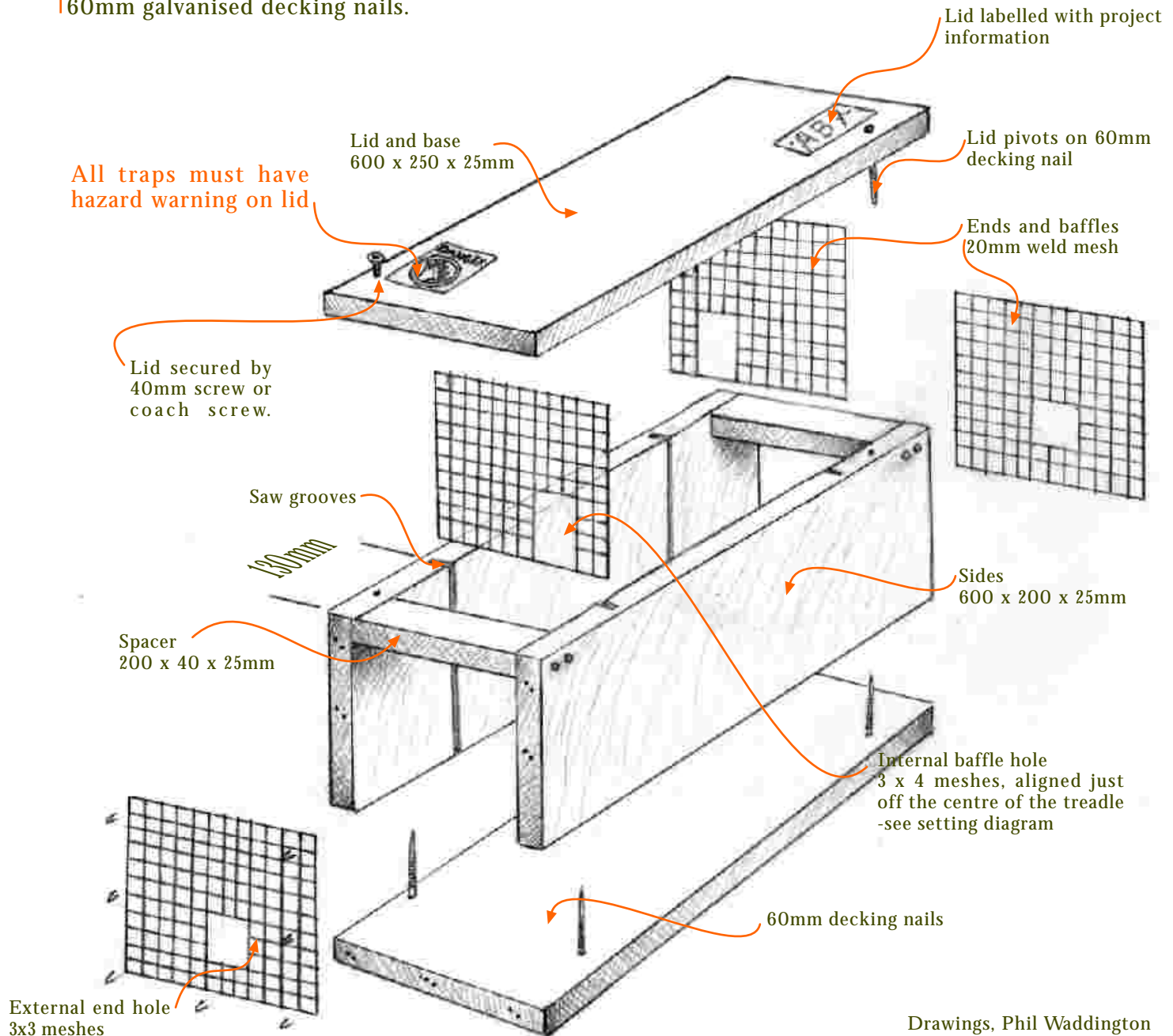
These Department of Conservation 'current best practice' tunnel designs must be used with DOC 200 traps. These tunnels are designed to exclude non target species, guide target species and provide public safety.

Double set tunnel design.

In areas where weka are present, the tunnel length is 950mm, the distance from the end mesh to the internal mesh increases from 130mm to 255mm.

Materials

- ! All timber H4 treated radiata or similar.
- ! Ends and baffles 20mm galvanised weld mesh.
- ! 60mm galvanised decking nails.



Drawings, Phil Waddington